

## Aviva Inv UKLstdSmlandMdCp 2

### Fund Information

**Sector**

IA UK All Companies

**Manager's Name**

Charlotte Meyrick  
Adam McNally

**Date Manager Appointed**

Jan 2016

**Launch Date**

Nov 1998

**Fund Size(£m)**

£161.77

**Yield\*** (See page2)

0.20 %

**XD Dates**

Apr 16, Oct 16

**Last Distribution**

16/04/20 (XD Date)

15/06/20 (Pay Date)

0.61(Distribution)

**OCF**

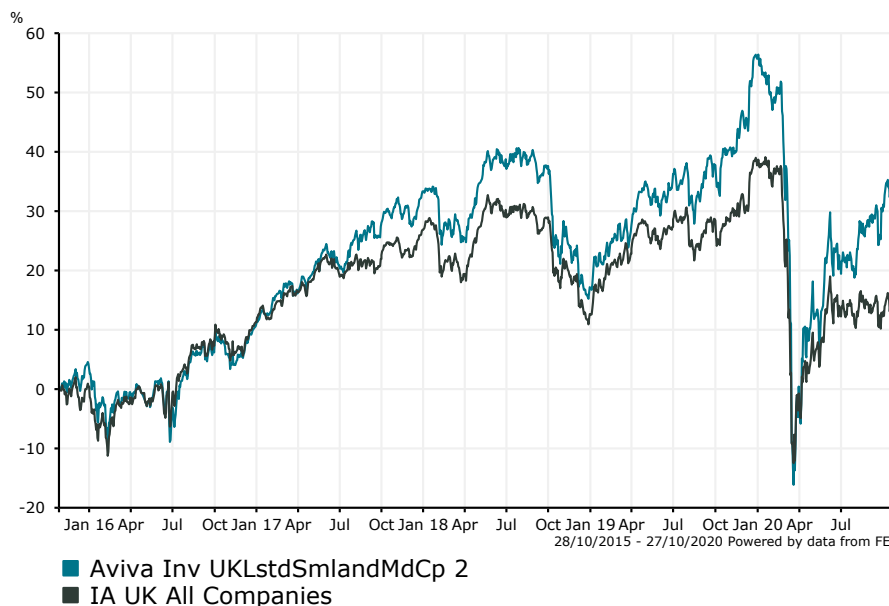
0.83 %

### Fund Aim

To grow your investment over the long term (5 years or more).

**Sector:** IA UK All Companies

### Performance



#### Discrete Performance - 12 months to 31/12/19

	2019	2018	2017	2016	2015
Fund	32.85	-12.11	20.49	6.15	7.70
Stock Sector Average	22.24	-11.19	13.99	10.82	4.86

#### Cumulative Performance to 30/09/20

	1 Yr	2 Yrs	3 Yrs	4 Yrs	5 Yrs
Fund	-5.69	-5.25	2.02	22.41	34.13
Stock Sector Average	-12.76	-12.78	-7.95	4.61	16.90

#### Performance Analysis - Annualised 3 years

	Growth Rate %	Volatility	Alpha	Beta	Sharpe
Fund	0.67	22.44	5.07	1.29	-0.01
Stock Sector Average	-2.72	16.89	0.00	1.00	-0.01

**Morningstar Analyst Rating**

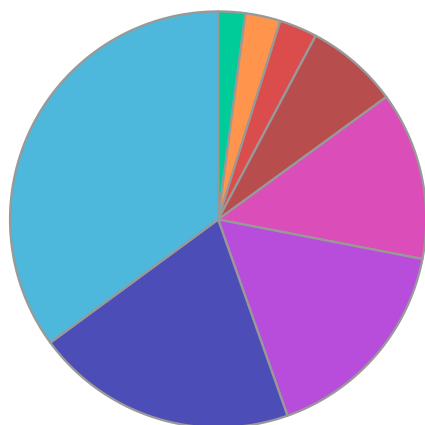
N/A

**FE Crown Rating**

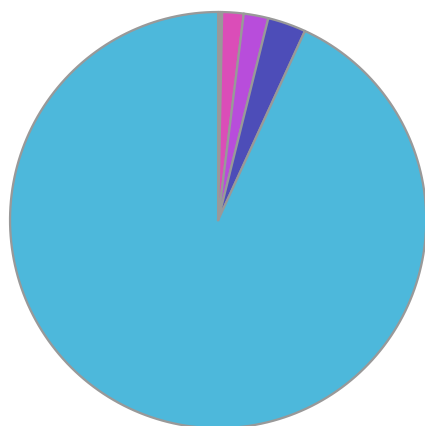


Aviva Inv UKLstdSmlandMdCp 2

**Fund Composition**



	(%)
Consumer Services	33.91
Industrials	19.66
Financials	16.00
Consumer Goods	12.63
Health Care	6.97
Technology	2.84
Basic Materials	2.64
Oil & Gas	2.03



	(%)
UK Equities	93.15
Money Market	2.97
Eurozone Equity	1.91
Canadian Equities	1.66
Others	0.16
Global Fixed Interest	0.15

**Largest Holdings**

Holdings	(%)
FUTURE PLC	4.44
FEVERTREE DRINKS PLC	2.57
NEXT FIFTEEN COMMUNICATIONS GROUP	2.56
YOUGOV	2.32
GOCO GROUP PLC	2.30

\* Data supplied by fund managers regarding fixed interests funds may not specify yield type. As the provision of redemption yield is an FCA regulatory requirement Novia assumes these are used.

**Important Information**

Performance details and yields are as at 30/09/2020. Performance figures are inclusive of net reinvested income. Source: FE. This document is designed only for professional investors and experienced advisers. The value of investments and the income gained may fluctuate. Investors may not get back the full amount invested. Past performance is not a guide to the future.