

Aviva Inv UK Listed Eq Inc 2

Fund Information

Sector

IA UK Equity Income

Manager's Name

 Chris Murphy
James Balfour

Date Manager Appointed

Apr 2009

Launch Date

Nov 1998

Fund Size(£m)

£989.65

Yield* (See page2)

5.04 %

XD Dates

Apr 16, Oct 16

Last Distribution

16/04/20 (XD Date)

15/06/20 (Pay Date)

2.41(Distribution)

OCF

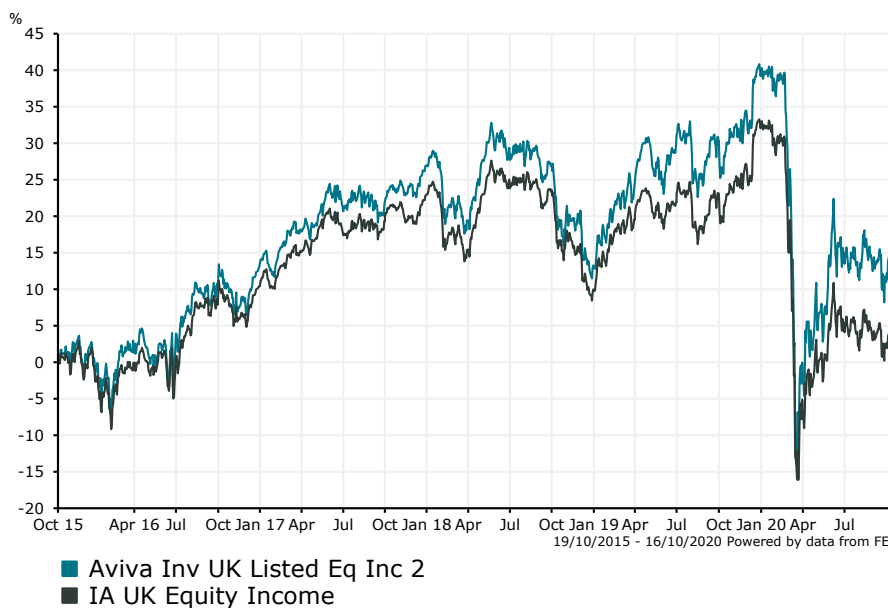
0.81 %

Fund Aim

To deliver an income return of at least 110% of that of the benchmark, whilst aiming to grow your investment over the long term (5 years or more). Both the income and return aims are measured before the deduction of charges and taxes. Benchmark: FTSE All-Share Index.

Sector: IA UK Equity Income

Performance


Morningstar Analyst Rating

N/A

FE Crown Rating

Discrete Performance - 12 months to 31/12/19

	2019	2018	2017	2016	2015
Fund	22.90	-10.77	12.24	10.53	6.56
Stock Sector Average	20.07	-10.54	11.32	8.84	6.20

Cumulative Performance to 30/09/20

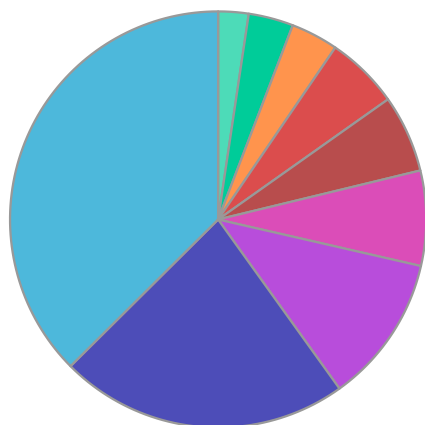
	1 Yr	2 Yrs	3 Yrs	4 Yrs	5 Yrs
Fund	-15.05	-12.53	-8.61	1.04	13.98
Stock Sector Average	-17.24	-17.38	-14.54	-5.49	5.27

Performance Analysis - Annualised 3 years

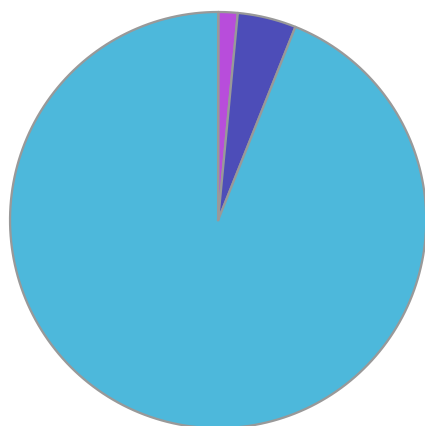
	Growth Rate %	Volatility	Alpha	Beta	Sharpe
Fund	-2.96	17.52	2.77	1.07	-0.01
Stock Sector Average	-5.10	16.15	0.00	1.00	-0.01

Aviva Inv UK Listed Eq Inc 2

Fund Composition



	(%)
Financials	35.13
Industrials	21.07
Consumer Goods	10.79
Consumer Services	6.92
Basic Materials	5.64
Utilities	5.33
Health Care	3.45
Telecommunications	3.27
Technology	2.21



	(%)
UK Equities	94.65
International Equities	4.58
US Equities	1.49
Global Fixed Interest	0.03
Money Market	-0.75

Largest Holdings

Holdings	(%)
BHP GROUP PLC	4.45
INTERMEDIATE CAPITAL GROUP	4.00
PHOENIX GROUP HLDGS	3.51
LEGAL & GENERAL GROUP	3.37
ST JAMES'S PLACE PLC	2.91

* Data supplied by fund managers regarding fixed interests funds may not specify yield type. As the provision of redemption yield is an FCA regulatory requirement Novia assumes these are used.

Important Information

Performance details and yields are as at 30/09/2020. Performance figures are inclusive of net reinvested income. Source: FE. This document is designed only for professional investors and experienced advisers. The value of investments and the income gained may fluctuate. Investors may not get back the full amount invested. Past performance is not a guide to the future.