

iShares MSCIUSAUCTS GBP

Fund Information

Sector

Equity - USA

Manager's Name

N/A

Date Manager Appointed

N/A

Launch Date

Jul 2016

Fund Size (£m)

£4229.06

Yield* (See page2)

0.00 %

XD Dates

N/A

Last Distribution

N/A (XD Date)

N/A (Pay Date)

N/A(Distribution)

OCF

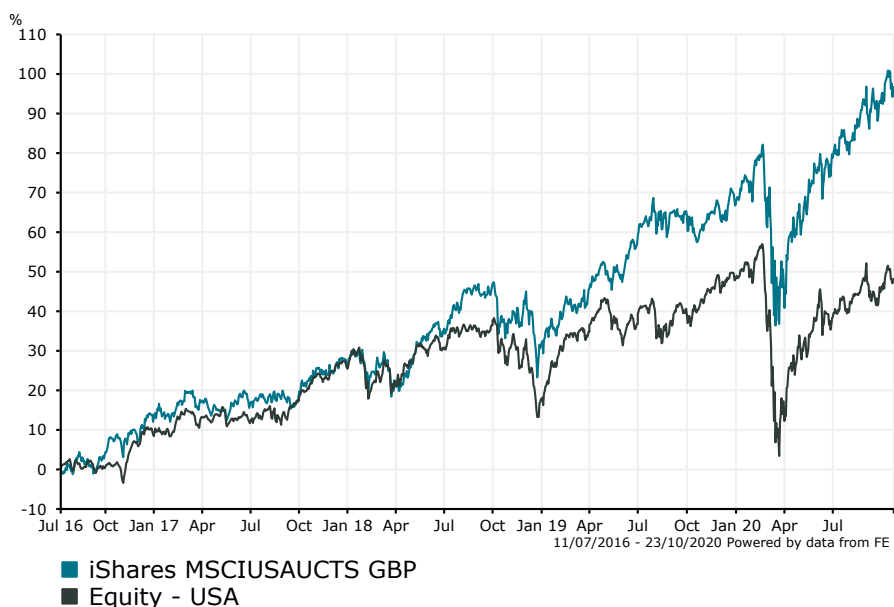
0.20 %

Fund Aim

The Fund seeks to track the performance of an index composed of U.S. ESG (environmental, social and governance) screened companies.

Sector: Equity - USA

Performance



Morningstar Analyst Rating
Bronze

FE Crown Rating

Discrete Performance - 12 months to 31/12/19

	2019	2018	2017	2016	2015
Fund	26.80	4.14	12.70	-	-
Stock Sector Average	25.59	-6.12	15.27	10.17	-1.92

Cumulative Performance to 30/09/20

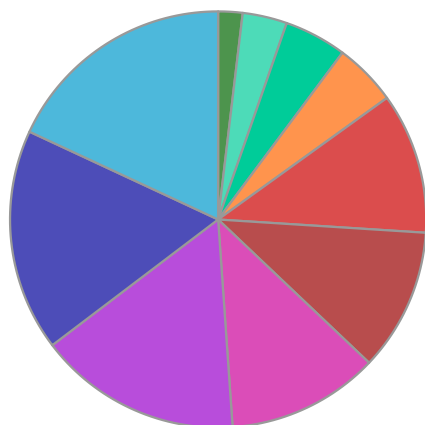
	1 Yr	2 Yrs	3 Yrs	4 Yrs	5 Yrs
Fund	17.08	32.45	64.50	86.69	-
Stock Sector Average	3.35	6.51	23.86	44.90	59.22

Performance Analysis - Annualised 3 years

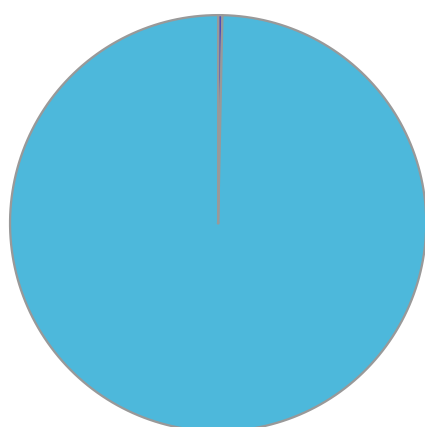
	Growth Rate %	Volatility	Alpha	Beta	Sharpe
Fund	18.05	14.54	12.03	0.73	1.00
Stock Sector Average	7.39	17.32	0.00	1.00	0.22

iShares **MSCIUSAUCTS GBP**

Fund Composition



	(%)
Consumer Discretionary	18.07
Health Care	17.26
Information Technology	15.79
Financials	11.81
Consumer Staples	11.07
Industrials	10.95
Communications	4.87
Real Estate	4.85
Materials	3.46
Others	1.89



	(%)
US Equities	99.69
Money Market	0.33

Largest Holdings

Holdings	(%)
TESLA INC	5.69
NVIDIA CORP	4.73
MICROSOFT CORP	4.62
PROCTER & GAMBLE CO	4.37
HOME DEPOT INC	4.33

Holdings	(%)
SALESFORCE.COM INC	3.97
DISNEY (WALT) CO	3.86
PEPSICO INC	3.15
ACCENTURE PLC	2.47
AMGEN INC	2.41

* Data supplied by fund managers regarding fixed interests funds may not specify yield type. As the provision of redemption yield is an FCA regulatory requirement Novia assumes these are used.

Important Information

Performance details and yields are as at 30/09/2020. Performance figures are inclusive of net reinvested income. Source: FE. This document is designed only for professional investors and experienced advisers. The value of investments and the income gained may fluctuate. Investors may not get back the full amount invested. Past performance is not a guide to the future.