

MI CharStMuAsAdvt A Acc

Fund Information

Sector

IA Flexible Investment

Manager's Name

 Chris Ainscough
Jon Cunliffe

Date Manager Appointed

Apr 2017

Launch Date

Apr 2017

Fund Size (£m)

£5.51

Yield* (See page2)

1.59 %

XD Dates

Jul 01, Apr 01, Jan 02, Oct 01

Last Distribution

 01/07/20 (XD Date)
28/08/20 (Pay Date)
0.31(Distribution)

OCF

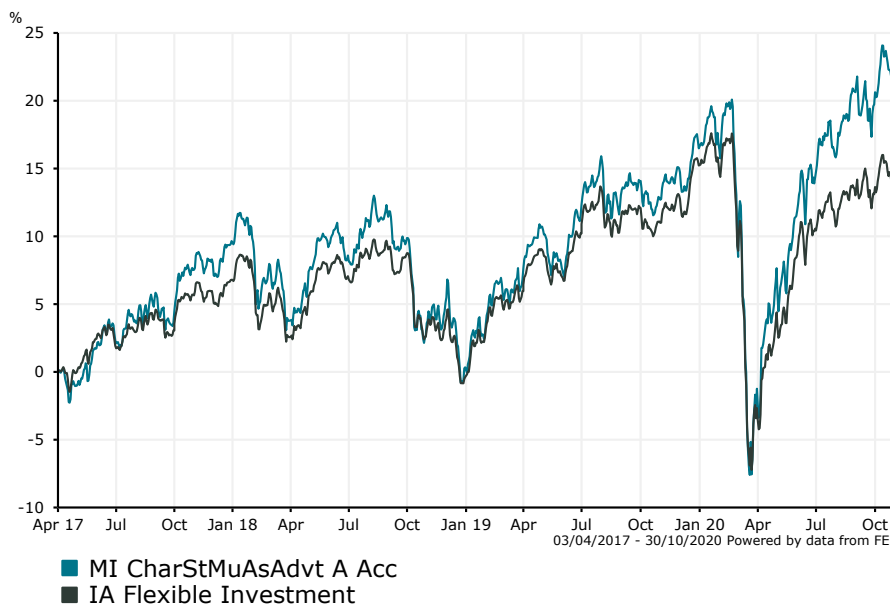
0.70 %

Fund Aim

The Fund will aim to achieve a combination of capital growth and income over the medium to long term. The Fund will aim for gross returns over an entire market cycle (5 years) in excess of 4% + inflation (as currently measured by the Consumer Price Index). There is no guarantee that this return will be achieved over that, or any, time period, and investors should note that capital is at risk.

Sector: IA Flexible Investment

Performance


Morningstar Analyst Rating

N/A

FE Crown Rating

Discrete Performance - 12 months to 31/12/19

	2019	2018	2017	2016	2015
Fund	16.10	-8.49	-	-	-
Stock Sector Average	15.66	-6.72	11.21	13.82	1.99

Cumulative Performance to 30/09/20

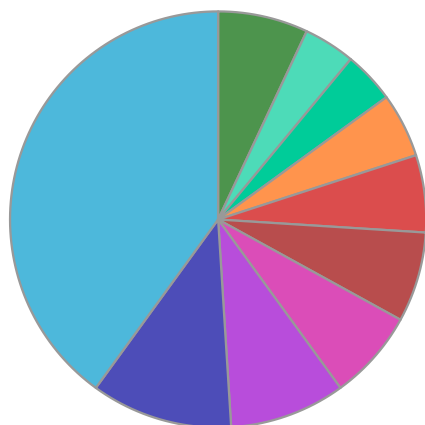
	1 Yr	2 Yrs	3 Yrs	4 Yrs	5 Yrs
Fund	4.98	9.25	15.52	-	-
Stock Sector Average	0.88	4.15	9.75	21.30	41.26

Performance Analysis - Annualised 3 years

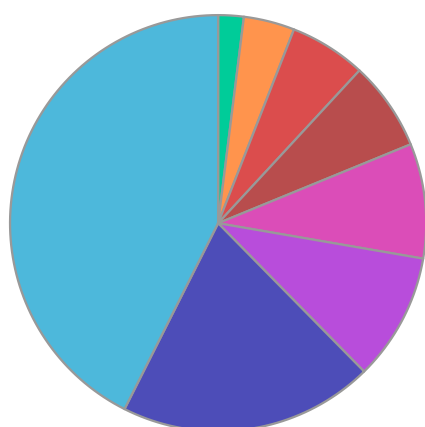
	Growth Rate %	Volatility	Alpha	Beta	Sharpe
Fund	4.93	12.31	1.51	1.10	0.12
Stock Sector Average	3.15	11.00	0.00	1.00	0.00

MI CharStMuAsAdvT A Acc

Fund Composition



	(%)
North American Equities	40.00
Asia Pacific ex Japan Equities	11.00
Global Emerging Market Equities	9.00
European Equities	7.00
Global Government Fixed Interest	7.00
Japanese Equities	6.00
Others	5.00
Property	4.00
UK Equities	4.00
Others	7.00



	(%)
North America	43.00
Not Specified	20.00
Pacific ex-Japan	10.00
Global Emerging Markets	9.00
Europe	7.00
Japan	6.00
UK	4.00
Money Market	2.00

Largest Holdings

Holdings	(%)
ISHARES CORE S&P 500 UCITS ETF HEDGED DIS GBP	10.10
INVESCO MARKETS III PLC EQQQ NASDAQ 100 UCITS ETF GBP	9.70
VANGUARD FUNDS PLC S&P 500 UCITS ETF GBP	9.00
L&G US INDEX TRUST C INC	7.60
JPM JP MORGAN EMERGING MARKETS IT PLC	6.70

Holdings	(%)
L&G EUROPEAN INDEX TRUST C INC	6.70
L&G JAPAN INDEX TRUST C INC	5.30
SCHRODER ASIAN TOTAL RETURN INVESTMENT COMPANY ORD 5P	5.10
UNITED STATES OF AMER TREAS BILLS 2.25% TB 15/11/27 USD100	4.50
BLACKROCK ASIA SPECIAL SITUATIONS D ACC	4.50

* Data supplied by fund managers regarding fixed interests funds may not specify yield type. As the provision of redemption yield is an FCA regulatory requirement Novia assumes these are used.

Important Information

Performance details and yields are as at 30/09/2020. Performance figures are inclusive of net reinvested income. Source: FE. This document is designed only for professional investors and experienced advisers. The value of investments and the income gained may fluctuate. Investors may not get back the full amount invested. Past performance is not a guide to the future.