

Sanlam **GBP Credit A Acc GBP**

Fund Information

Sector

Fixed Int - GBP

Manager's Name

Peter Doherty

Date Manager Appointed

Sep 2016

Launch Date

Aug 2016

Fund Size(£m)

£81.84

Yield* (See page2)

0.00 %

XD Dates

N/A

Last Distribution

N/A (XD Date)

N/A (Pay Date)

N/A(Distribution)

OCF

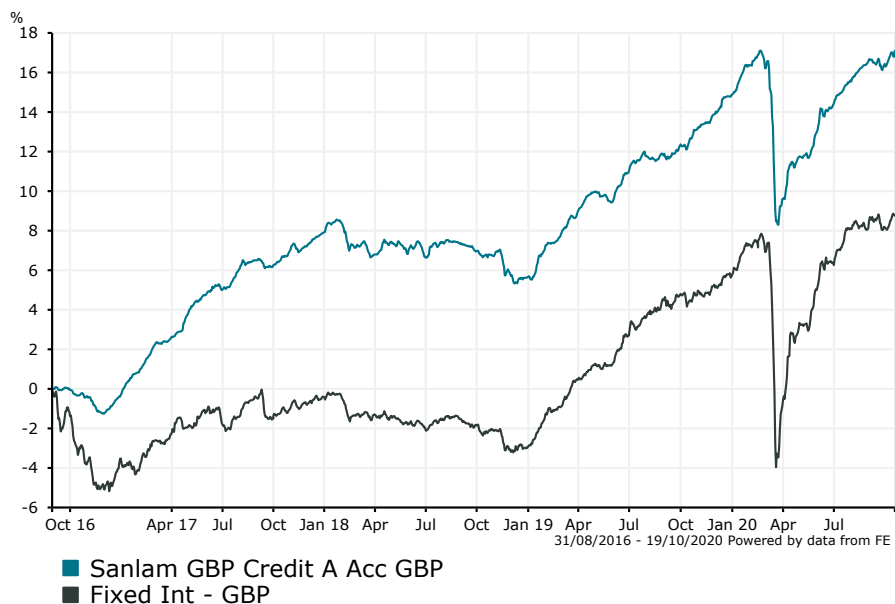
0.83 %

Fund Aim

The Fund aims to generate income, net of all expenses, equivalent to the Bank of England UK Base Rate plus 1-2%, from a credit portfolio with low to medium volatility. The Fund is designed for investors with short-term liquidity requirements, with the average duration of the Fund's investments being maintained under five years.

Sector: Fixed Int - GBP

Performance


Morningstar Analyst Rating

N/A

FE Crown Rating

Discrete Performance - 12 months to 31/12/19

	2019	2018	2017	2016	2015
Fund	8.72	-2.09	8.33	-	-
Stock Sector Average	8.94	-2.58	3.23	8.66	0.29

Cumulative Performance to 30/09/20

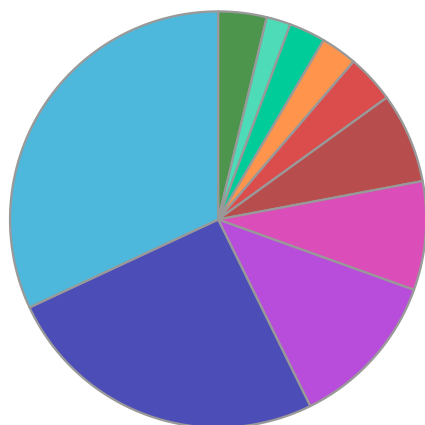
	1 Yr	2 Yrs	3 Yrs	4 Yrs	5 Yrs
Fund	3.69	8.88	9.67	16.49	-
Stock Sector Average	3.27	10.18	9.83	9.46	21.58

Performance Analysis - Annualised 3 years

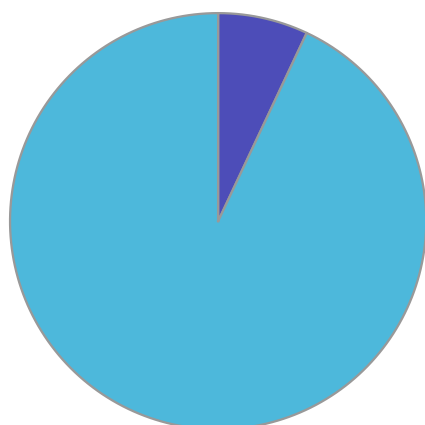
	Growth Rate %	Volatility	Alpha	Beta	Sharpe
Fund	3.12	4.28	0.79	0.73	0.00
Stock Sector Average	3.17	5.57	0.00	1.00	0.00

Sanlam **GBP Credit A Acc GBP**

Fund Composition



	(%)
Insurance	31.94
Banks	25.36
Financial Services	12.21
Telecommunications	8.45
Money Market	7.00
Electricity Supply	3.76
Automotive	2.82
Mineral Extraction	2.82
Manufacturers	1.88
Others	3.76



	(%)
Global Fixed Interest	93.00
Money Market	7.00

Largest Holdings

Holdings	(%)
Devisentermin Verkauf GBP/CHF zu 1.46147	5.50
CREDIT SUISSE GROUP AG	4.40
SAINSBURY(J)	4.10
QBE INS GR 6.1150 24MAY42	3.90
PHOENIX LIFE 7.2 29JU149	3.90

* Data supplied by fund managers regarding fixed interests funds may not specify yield type. As the provision of redemption yield is an FCA regulatory requirement Novia assumes these are used.

Important Information

Performance details and yields are as at 30/09/2020. Performance figures are inclusive of net reinvested income. Source: FE. This document is designed only for professional investors and experienced advisers. The value of investments and the income gained may fluctuate. Investors may not get back the full amount invested. Past performance is not a guide to the future.