

Sanlam GBP Hybrid Capital Bond B £

Fund Information

Sector

Fixed Int - GBP

Manager's Name

Peter Doherty

Date Manager Appointed

Sep 2016

Launch Date

Aug 2016

Fund Size (£m)

£163.94

Yield* (See page2)

0.00 %

XD Dates

Jun 30, Mar 31, Dec 31, Sep 30

Last Distribution

30/06/20 (XD Date)

31/07/20 (Pay Date)

1.17(Distribution)

OCF

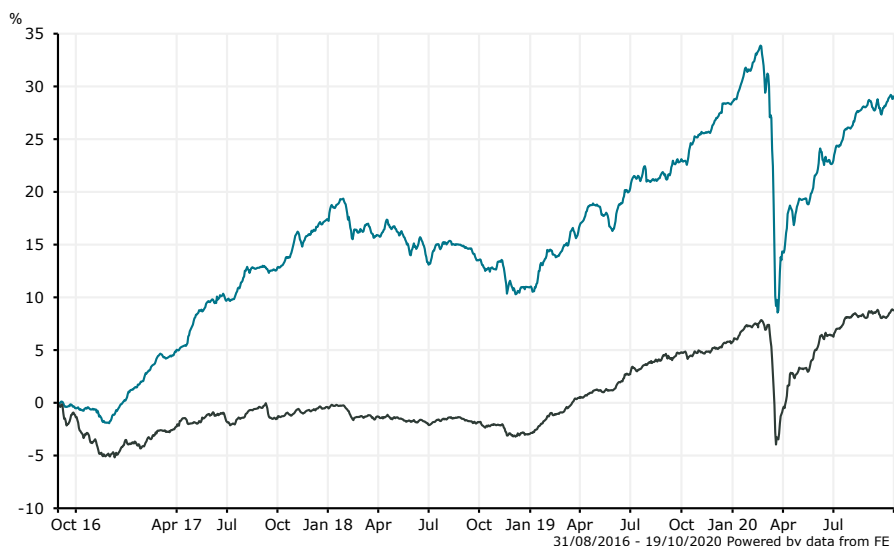
0.85 %

Fund Aim

The Tideway GBP Hybrid Capital Bond Fund aims to generate 5% per annum income, net of all expenses, from a hybrid capital portfolio with medium volatility. The Fund is designed for investors with medium to long-term liquidity requirements (5 years plus).

Sector: Fixed Int - GBP

Performance



■ Sanlam GBP Hybrid Capital Bond B £
■ Fixed Int - GBP

Morningstar Analyst Rating

N/A

FE Crown Rating

👑👑👑👑👑

Discrete Performance - 12 months to 31/12/19

	2019	2018	2017	2016	2015
Fund	15.79	-5.52	17.17	-	-
Stock Sector Average	8.94	-2.58	3.23	8.66	0.29

Cumulative Performance to 30/09/20

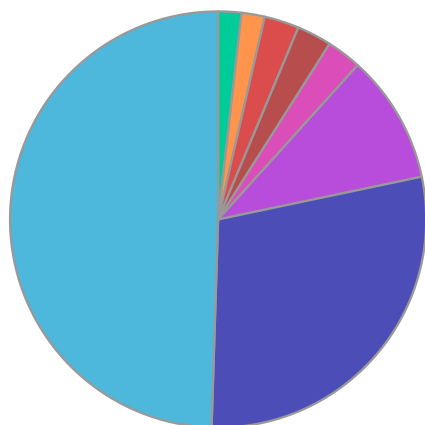
	1 Yr	2 Yrs	3 Yrs	4 Yrs	5 Yrs
Fund	4.10	12.75	13.64	28.63	-
Stock Sector Average	3.27	10.18	9.83	9.46	21.58

Performance Analysis - Annualised 3 years

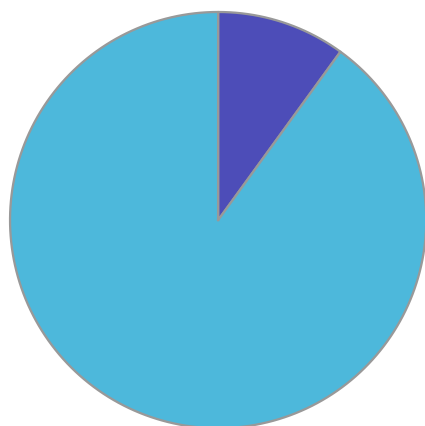
	Growth Rate %	Volatility	Alpha	Beta	Sharpe
Fund	4.36	9.01	-0.26	1.51	0.09
Stock Sector Average	3.17	5.57	0.00	1.00	0.00

Sanlam **GBP Hybrid Capital Bond B £**

Fund Composition



	(%)
Insurance	49.50
Banks	28.80
Money Market	10.00
Consumer Credit & Leasing	2.70
Electricity Supply	2.70
Health Care	2.70
Foods	1.80
Financial Services	1.80



	(%)
Global Fixed Interest	90.00
Money Market	10.00

Largest Holdings

Holdings	(%)
AVIVA 6.8750%-FR E	8.00
PENSION INSURANCE	6.60
LLOYDS TSB BANK PLC	5.70
LEGAL & GENERAL GROUP	5.10
ROTHESAY LIFE	4.20

* Data supplied by fund managers regarding fixed interests funds may not specify yield type. As the provision of redemption yield is an FCA regulatory requirement Novia assumes these are used.

Important Information

Performance details and yields are as at 30/09/2020. Performance figures are inclusive of net reinvested income. Source: FE. This document is designed only for professional investors and experienced advisers. The value of investments and the income gained may fluctuate. Investors may not get back the full amount invested. Past performance is not a guide to the future.