

Davy Gbl Eq Inc V I£

Fund Information

Sector

Equity - International

Manager's Name

Davy Asset Management

Mark Seavers

Jonathan Linnane

Date Manager Appointed

Sep 2002

Launch Date

Aug 2016

Fund Size(£m)

£14.90

Yield* (See page2)

0.00 %

XD Dates

Sep 30, Mar 31

Last Distribution

30/09/20 (XD Date)

20/10/20 (Pay Date)

0.02(Distribution)

OCF

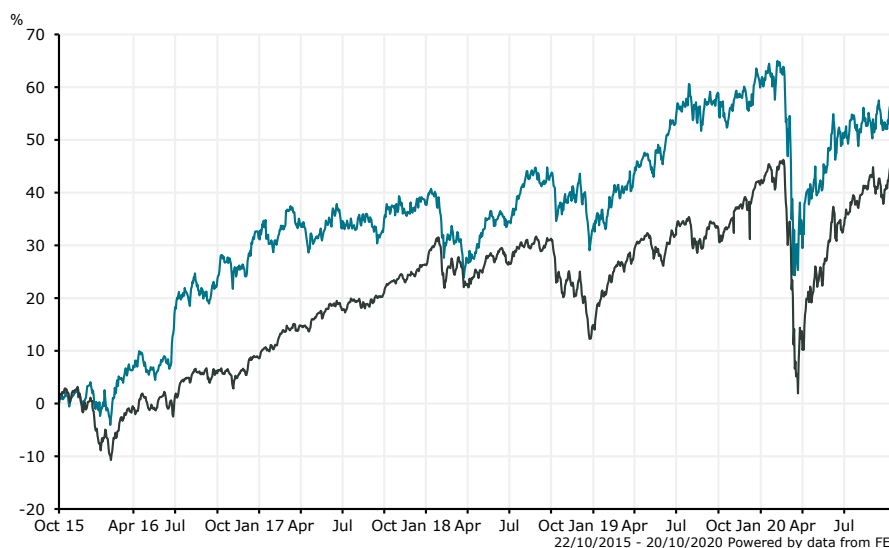
0.99 %

Fund Aim

To achieve capital appreciation by investing in a portfolio of large capitalisation equities. The Fund will target a dividend yield in excess of the dividend yield as defined by global developed market indexes.

Sector: Equity - International

Performance



■ Davy Gbl Eq Inc V I£
■ Equity - International

Discrete Performance - 12 months to 31/12/19

	2019	2018	2017	2016	2015
Fund	20.19	-3.43	4.80	26.32	4.20
Stock Sector Average	23.18	-9.02	16.28	7.94	0.71

Cumulative Performance to 30/09/20

	1 Yr	2 Yrs	3 Yrs	4 Yrs	5 Yrs
Fund	-4.35	6.19	13.86	24.31	59.80
Stock Sector Average	5.37	7.38	16.26	33.08	47.64

Performance Analysis - Annualised 3 years

	Growth Rate %	Volatility	Alpha	Beta	Sharpe
Fund	4.42	11.50	0.89	0.67	0.08
Stock Sector Average	5.15	14.67	0.00	1.00	0.11

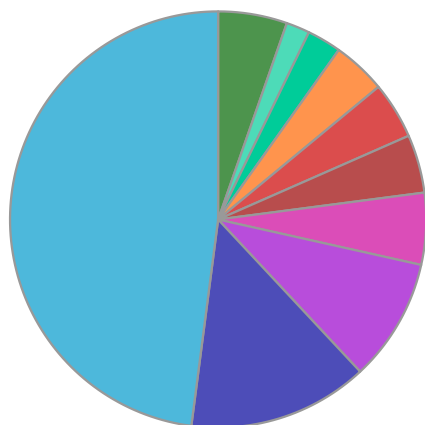
Morningstar Analyst Rating

N/A

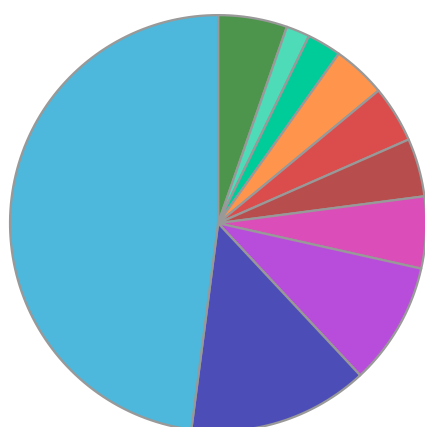
FE Crown Rating


Davy **Gbl Eq Inc V I£**

Fund Composition



	(%)
US Equities	47.94
Swiss Equities	14.01
French Equities	9.54
UK Equities	5.57
Dutch Equities	4.52
Taiwanese Equities	4.41
German Equities	4.16
Japanese Equities	2.65
Canadian Equities	1.83
Others	5.36



	(%)
USA	47.94
Switzerland	14.01
France	9.54
UK	5.57
Netherlands	4.52
Taiwan	4.41
Germany	4.16
Japan	2.65
Canada	1.83
Others	5.36

Largest Holdings

Holdings	(%)
MICROSOFT CORP	4.73
TAIWAN SEMICONDUCTOR MANUFACTURING	4.41
PROCTER & GAMBLE CO	3.70
JOHNSON & JOHNSON	3.59
NESTLE SA	3.27

Holdings	(%)
MERCK & CO INC(NEW)	3.16
UNITED PARCEL SERVICE INC	2.88
JPMORGAN CHASE & CO	2.81
UNILEVER	2.73
PFIZER INC	2.67

* Data supplied by fund managers regarding fixed interests funds may not specify yield type. As the provision of redemption yield is an FCA regulatory requirement Novia assumes these are used.

Important Information

Performance details and yields are as at 30/09/2020. Performance figures are inclusive of net reinvested income. Source: FE. This document is designed only for professional investors and experienced advisers. The value of investments and the income gained may fluctuate. Investors may not get back the full amount invested. Past performance is not a guide to the future.