

JPM UK Equity Growth C Acc

Fund Information

Sector

IA UK All Companies

Manager's Name

Ben Stapley
Kyle Williams

Date Manager Appointed

May 2010

Launch Date

Aug 2012

Fund Size (£m)

£156.97

Yield* (See page2)

2.95 %

XD Dates

Feb 03

Last Distribution

03/02/20 (XD Date)

30/04/20 (Pay Date)

5.52(Distribution)

OCF

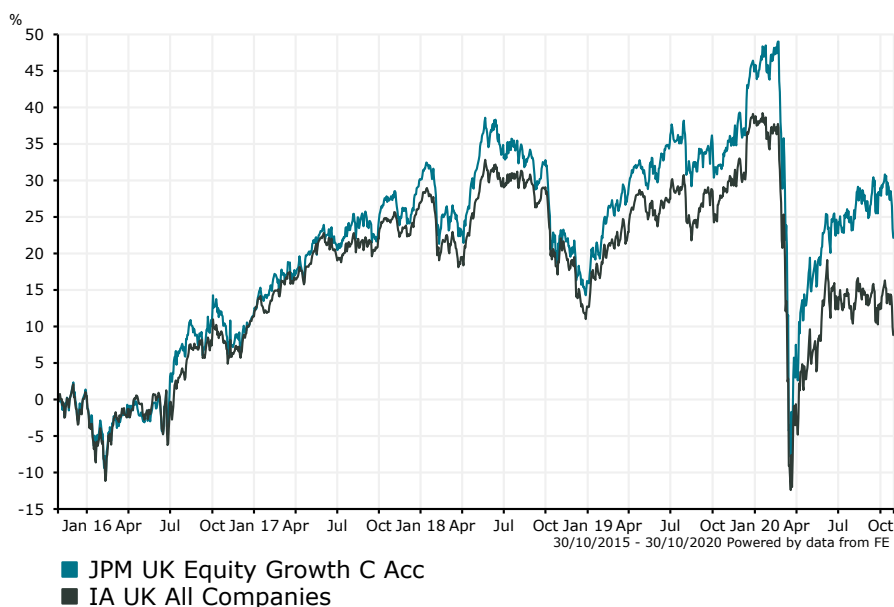
0.85 %

Fund Aim

To provide long-term capital growth through investment primarily in a growth style biased portfolio of UK companies.

Sector: IA UK All Companies

Performance



Morningstar Analyst Rating
N/A

FE Crown Rating
★★★★★

Discrete Performance - 12 months to 31/12/19

	2019	2018	2017	2016	2015
Fund	24.68	-10.72	16.85	10.47	9.95
Stock Sector Average	22.24	-11.19	13.99	10.82	4.86

Cumulative Performance to 30/09/20

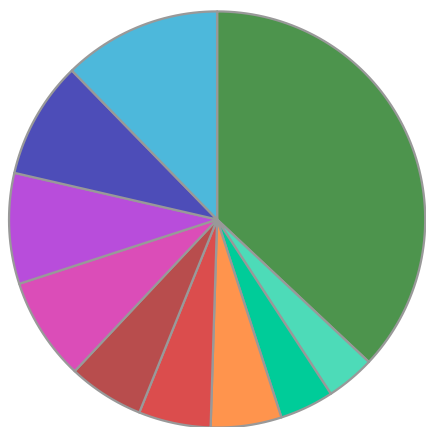
	1 Yr	2 Yrs	3 Yrs	4 Yrs	5 Yrs
Fund	-5.98	-3.11	3.53	16.35	32.08
Stock Sector Average	-12.76	-12.78	-7.95	4.61	16.90

Performance Analysis - Annualised 3 years

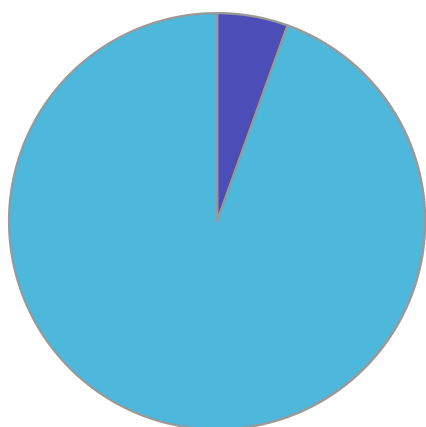
	Growth Rate %	Volatility	Alpha	Beta	Sharpe
Fund	1.16	16.70	3.90	0.97	0.00
Stock Sector Average	-2.72	16.89	0.00	1.00	-0.01

JPM UK Equity Growth C Acc

Fund Composition



	(%)
Biotechnology/Medical	12.30
Support Services	9.10
Mineral Extraction	8.60
Financial Services	8.00
Retailers - General	5.90
Household Goods	5.60
Money Market	5.50
Consumer Goods	4.20
Software	3.80
Others	37.00



	(%)
UK Equities	94.50
Money Market	5.50

Largest Holdings

Holdings	(%)
ASTRAZENECA PLC	6.00
GLAXOSMITHKLINE	4.00
BRITISH AMERICAN TOBACCO	3.40
UNILEVER	3.00
RIO TINTO	2.90

Holdings	(%)
RECKITT BENCKISER GROUP PLC	2.80
BHP GROUP LTD	2.10
RELX NV	1.90
LONDON STOCK EXCHANGE GROUP	1.70
EXPERIAN PLC	1.70

* Data supplied by fund managers regarding fixed interests funds may not specify yield type. As the provision of redemption yield is an FCA regulatory requirement Novia assumes these are used.

Important Information

Performance details and yields are as at 30/09/2020. Performance figures are inclusive of net reinvested income. Source: FE. This document is designed only for professional investors and experienced advisers. The value of investments and the income gained may fluctuate. Investors may not get back the full amount invested. Past performance is not a guide to the future.