

**iShares DigitlStn UCITSETF £**
**Fund Information**

**Sector**  
Equity - Tech Media & Telecom

**Manager's Name**  
N/A

**Date Manager Appointed**  
N/A

**Launch Date**  
Sep 2016

**Fund Size (£m)**  
£1112.66

**Yield\*** (See page2)  
0.00 %

**XD Dates**  
N/A

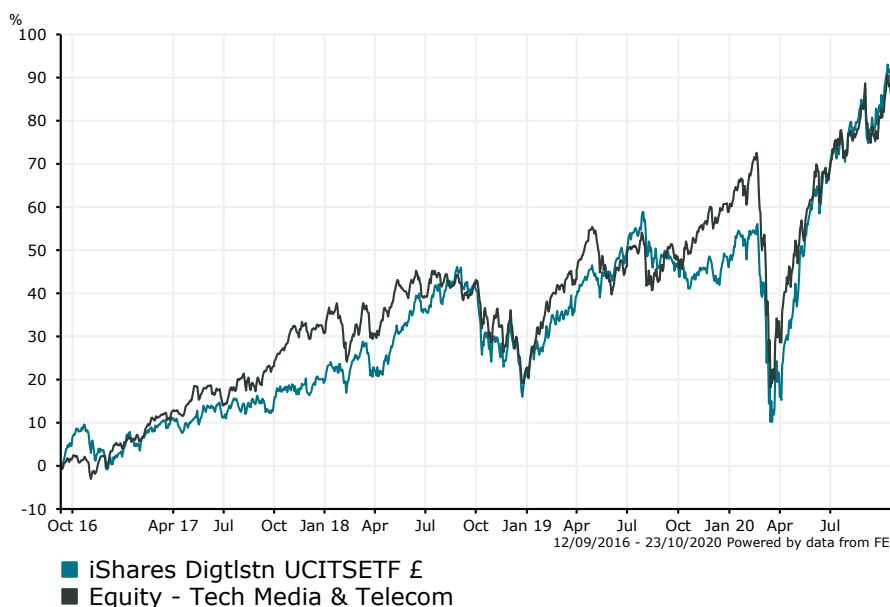
**Last Distribution**  
N/A (XD Date)  
N/A (Pay Date)  
N/A(Distribution)

**OCF**  
0.40 %

**Fund Aim**

The Fund seeks to track the performance of an index composed of developed and emerging market companies which are generating significant revenues from digitally focused services.

**Sector:** Equity - Tech Media & Telecom

**Performance**


**Morningstar Analyst Rating**  
N/A

**FE Crown Rating**

**Discrete Performance - 12 months to 31/12/19**

	2019	2018	2017	2016	2015
Fund	20.67	1.52	16.74	-	-
Stock Sector Average	29.51	-6.20	25.62	6.01	2.67

**Cumulative Performance to 30/09/20**

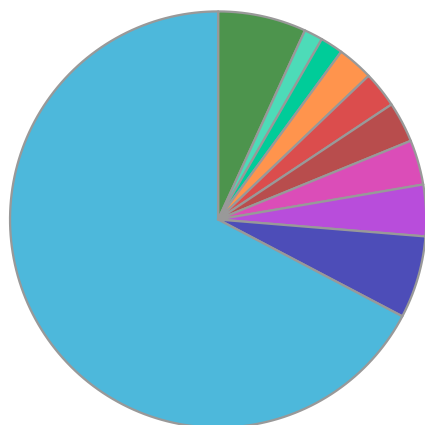
	1 Yr	2 Yrs	3 Yrs	4 Yrs	5 Yrs
Fund	24.23	28.47	60.35	73.82	-
Stock Sector Average	21.58	27.22	46.68	78.04	102.32

**Performance Analysis - Annualised 3 years**

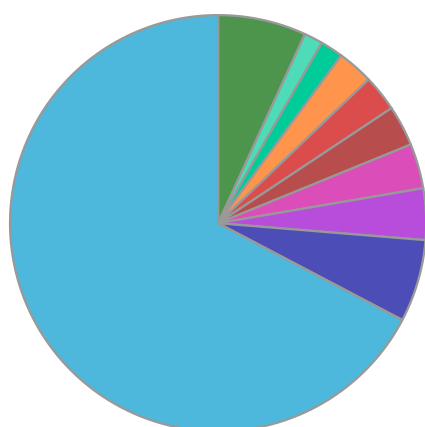
	Growth Rate %	Volatility	Alpha	Beta	Sharpe
Fund	17.05	19.24	4.36	0.93	0.70
Stock Sector Average	13.62	17.72	0.00	1.00	0.57

iShares **DigItlStn UCITSETF £**

**Fund Composition**



	(%)
US Equities	67.28
Japanese Equities	6.40
German Equities	3.99
South Korean Equities	3.48
Australian Equities	3.15
French Equities	2.81
Dutch Equities	2.79
UK Equities	1.77
Canadian Equities	1.45
Others	6.85



	(%)
USA	67.28
Japan	6.40
Germany	3.99
Korea	3.48
Australia	3.15
France	2.81
Netherlands	2.79
UK	1.77
Canada	1.45
Others	6.85

**Largest Holdings**

Holdings	(%)
SQUARE INC	2.18
FEDEX CORP	2.00
UNITED PARCEL SERVICE INC	1.91
SPOTIFY TECHNOLOGY S A	1.85
DOCUSIGN INC	1.76

Holdings	(%)
KAKAO CORP	1.67
WAYFAIR INC	1.64
MERCADOLIBRE INC	1.61
AMAZON.COM INC	1.59
NAVER CORP	1.59

\* Data supplied by fund managers regarding fixed interests funds may not specify yield type. As the provision of redemption yield is an FCA regulatory requirement Novia assumes these are used.

**Important Information**

Performance details and yields are as at 30/09/2020. Performance figures are inclusive of net reinvested income. Source: FE. This document is designed only for professional investors and experienced advisers. The value of investments and the income gained may fluctuate. Investors may not get back the full amount invested. Past performance is not a guide to the future.