

SVS Cornelian Progressive RMP G Acc

Fund Information

Sector

IA Volatility Managed

Manager's Name

N/A

Date Manager Appointed

N/A

Launch Date

Nov 2016

Fund Size(£m)

£1.00

Yield* (See page2)

1.74 %

XD Dates

Jul 16, Apr 16, Jan 16, Oct 16

Last Distribution

16/07/20 (XD Date)

15/09/20 (Pay Date)

0.43(Distribution)

OCF

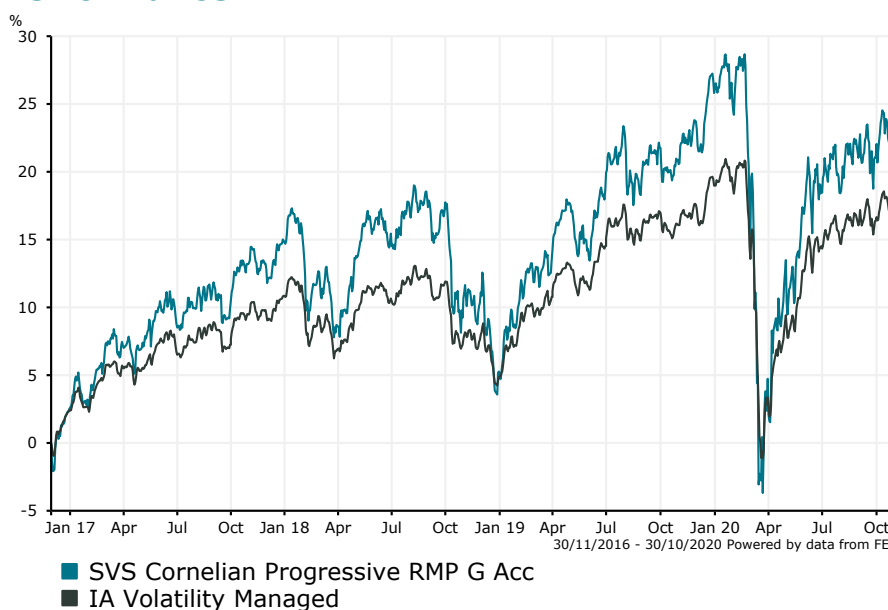
0.53 %

Fund Aim

The Fund aims to provide long term capital growth delivering average annual investment returns (total returns, net of fees) of at least Retail Price Index (RPI) + 3.0% over a five to seven year investment cycle, by investing in a portfolio of investments from the UK and around the world, in a range of economic sectors. The majority of the assets will be invested in passive funds that track the performance of an underlying index.

Sector: IA Volatility Managed

Performance


Morningstar Analyst Rating

N/A

FE Crown Rating

Discrete Performance - 12 months to 31/12/19

	2019	2018	2017	2016	2015
Fund	19.51	-8.40	12.12	-	-
Stock Sector Average	13.47	-5.41	8.25	13.12	1.54

Cumulative Performance to 30/09/20

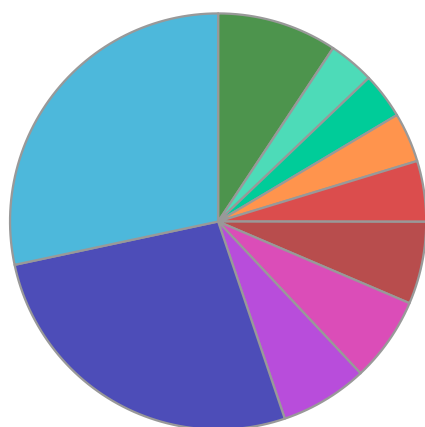
	1 Yr	2 Yrs	3 Yrs	4 Yrs	5 Yrs
Fund	-0.62	3.40	10.12	-	-
Stock Sector Average	-0.58	4.15	8.51	16.04	33.88

Performance Analysis - Annualised 3 years

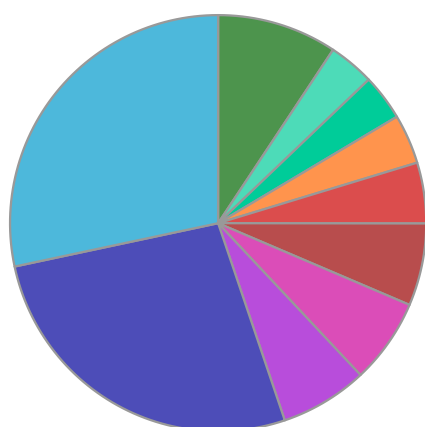
	Growth Rate %	Volatility	Alpha	Beta	Sharpe
Fund	3.27	12.33	-0.18	1.32	0.00
Stock Sector Average	2.76	9.07	0.00	1.00	0.00

SVS Cornelian Progressive RMP G Acc

Fund Composition



	(%)
US Equities	28.34
UK Equities	26.85
Europe ex UK Equities	6.80
Japanese Equities	6.59
Asia Pacific ex Japan Equities	6.40
Global Emerging Market Equities	4.72
Global Fixed Interest	3.85
International Equities	3.57
Hedge	3.56
Others	9.32



	(%)
USA	28.34
UK	26.85
Europe ex UK	6.80
Japan	6.59
Far East ex Japan	6.40
Global Emerging Markets	4.72
Not Specified	3.85
International	3.57
Not Specified	3.56
Others	9.32

Largest Holdings

Holdings	(%)
VANGUARD S&P 500 (ETF)	13.18
ISHARES S&P 500 (ETF)	13.13
ISHARES CORE FTSE 100 (ETF)	11.97
VANGUARD FTSE 250 (ETF)	10.91
L&G JAPAN INDEX TRUST	6.59

Holdings	(%)
L&G PACIFIC INDEX TRUST	6.40
VANGUARD FTSE DEVELOPED EUROPE EX-UK (ETF)	5.28
VANGUARD FTSE EMERGING MARKETS (ETF)	4.72
VANGUARD FTSE 100 (ETF)	3.97
ISHARES PHYSICAL GOLD (ETC)	2.93

* Data supplied by fund managers regarding fixed interests funds may not specify yield type. As the provision of redemption yield is an FCA regulatory requirement Novia assumes these are used.

Important Information

Performance details and yields are as at 30/09/2020. Performance figures are inclusive of net reinvested income. Source: FE. This document is designed only for professional investors and experienced advisers. The value of investments and the income gained may fluctuate. Investors may not get back the full amount invested. Past performance is not a guide to the future.