

SVS Cornelian Cautious RMP G Acc

Fund Information

Sector

IA Volatility Managed

Manager's Name

N/A

Date Manager Appointed

N/A

Launch Date

Nov 2016

Fund Size(£m)

£1.00

Yield* (See page2)

1.65 %

XD Dates

Jul 16, Apr 16, Jan 16, Oct 16

Last Distribution

16/07/20 (XD Date)

15/09/20 (Pay Date)

0.31(Distribution)

OCF

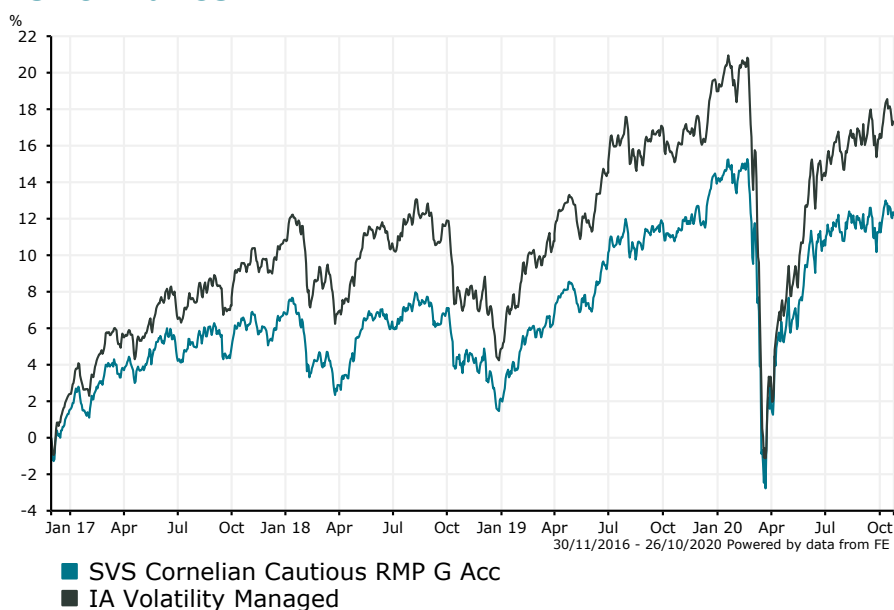
0.54 %

Fund Aim

The Fund aims to provide a combination of capital growth and income over the long term, delivering average annual investment returns (total returns, net of fees) of at least Retail Price Index (RPI) + 1.5% over a five to seven year investment cycle, by investing in a balanced portfolio of investments from the UK and around the world, in a range of economic sectors. The majority of the Fund will be invested in passively managed funds that track the performance of an underlying index.

Sector: IA Volatility Managed

Performance


Morningstar Analyst Rating

N/A

FE Crown Rating

Discrete Performance - 12 months to 31/12/19

	2019	2018	2017	2016	2015
Fund	11.52	-4.41	5.28	-	-
Stock Sector Average	13.47	-5.41	8.25	13.12	1.54

Cumulative Performance to 30/09/20

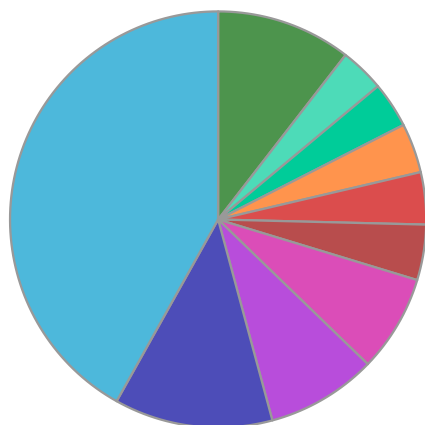
	1 Yr	2 Yrs	3 Yrs	4 Yrs	5 Yrs
Fund	-0.49	4.13	6.29	-	-
Stock Sector Average	-0.58	4.15	8.51	16.04	33.88

Performance Analysis - Annualised 3 years

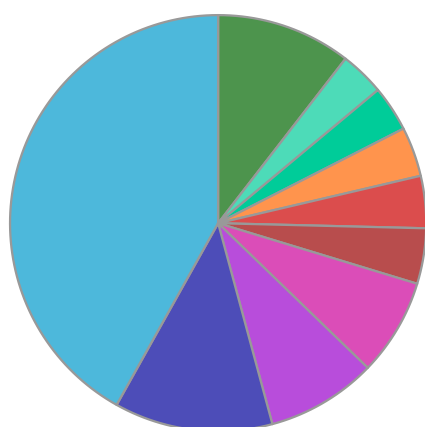
	Growth Rate %	Volatility	Alpha	Beta	Sharpe
Fund	2.05	6.69	-0.01	0.72	0.00
Stock Sector Average	2.76	9.07	0.00	1.00	0.00

SVS Cornelian Cautious RMP G Acc

Fund Composition



	(%)
Global Fixed Interest	41.89
UK Equities	12.31
US Equities	8.57
Money Market	7.53
Property Shares	4.31
Commodity & Energy	4.05
Others	3.85
International Equities	3.55
Hedge	3.45
Others	10.49



	(%)
Not Specified	41.89
UK	12.31
USA	8.57
Money Market	7.53
Not Specified	4.31
Not Specified	4.05
Not Specified	3.85
International	3.55
Not Specified	3.45
Others	10.49

Largest Holdings

Holdings	(%)
L&G SHORT DATED STERLING CORPORATE BOND INDEX FUND	10.22
UBS BARCLAYS US LIQUID CORPORATES 1-5 YEAR GBP HEDGED (ETF)	8.07
ISHARES CORE FTSE 100 (ETF)	7.27
VANGUARD S&P 500 (ETF)	6.66
ROYAL LONDON ENHANCED CASH PLUS FUND	6.08

Holdings	(%)
VANGUARD FTSE 250 (ETF)	5.04
HM TREASURY UNITED KINGDOM DMO 1.5% GILT 22/01/21 GBP0.01	4.97
L&G STERLING CORPORATE BOND INDEX FUND	4.91
ISHARES UK PROPERTY (ETF)	4.31
ISHARES PHYSICAL GOLD (ETC)	4.05

* Data supplied by fund managers regarding fixed interests funds may not specify yield type. As the provision of redemption yield is an FCA regulatory requirement Novia assumes these are used.

Important Information

Performance details and yields are as at 30/09/2020. Performance figures are inclusive of net reinvested income. Source: FE. This document is designed only for professional investors and experienced advisers. The value of investments and the income gained may fluctuate. Investors may not get back the full amount invested. Past performance is not a guide to the future.