

## Vanguard FTSEGlobalCapId Investor A£

### Fund Information

**Sector**  
IA Global

**Manager's Name**  
Vanguard Equity Index Group

**Date Manager Appointed**  
Nov 2016

**Launch Date**  
Nov 2016

**Fund Size (£m)**  
£545.55

**Yield\*** (See page2)  
0.00 %

**XD Dates**  
Nov 01

**Last Distribution**  
01/11/19 (XD Date)  
31/12/19 (Pay Date)  
2.53(Distribution)

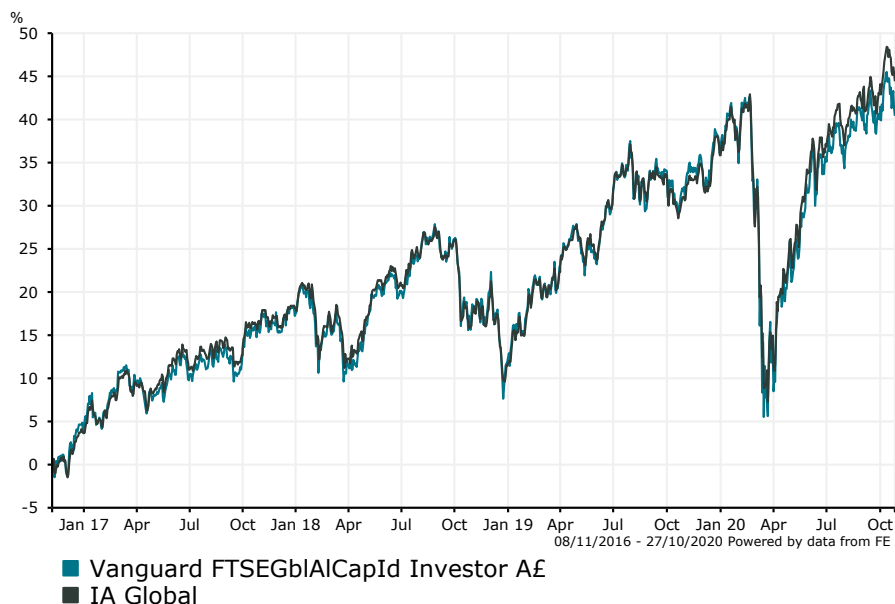
**OCF**  
0.23 %

### Fund Aim

The Fund seeks to track the performance of the FTSE Global All Cap Index.

**Sector:** IA Global

### Performance



**Morningstar Analyst Rating**

N/A

**FE Crown Rating**

#### Discrete Performance - 12 months to 31/12/19

	2019	2018	2017	2016	2015
Fund	21.54	-4.52	13.01	-	-
Stock Sector Average	21.92	-5.72	14.02	23.33	2.77

#### Cumulative Performance to 30/09/20

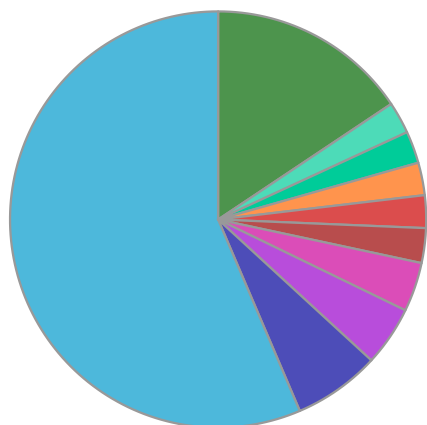
	1 Yr	2 Yrs	3 Yrs	4 Yrs	5 Yrs
Fund	4.38	11.02	25.27	-	-
Stock Sector Average	7.19	13.60	26.81	45.73	83.83

#### Performance Analysis - Annualised 3 years

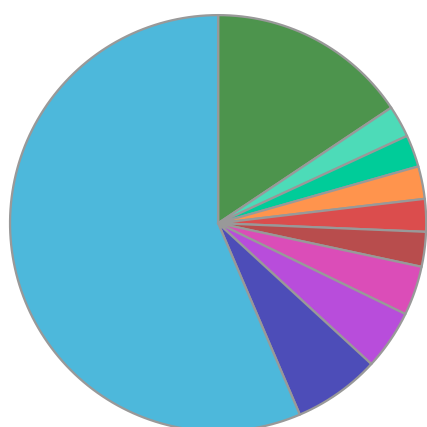
	Growth Rate %	Volatility	Alpha	Beta	Sharpe
Fund	7.80	14.08	-0.44	1.01	0.31
Stock Sector Average	8.24	13.76	0.00	1.00	0.34

Vanguard FTSE Global All Cap Investor A£

**Fund Composition**



	(%)
US Equities	56.42
Japanese Equities	6.75
Chinese Equities	4.64
UK Equities	3.83
Canadian Equities	2.70
French Equities	2.53
Swiss Equities	2.53
Money Market	2.49
German Equities	2.48
Others	15.63



	(%)
USA	56.42
Japan	6.75
China	4.64
UK	3.83
Canada	2.70
France	2.53
Switzerland	2.53
Money Market	2.49
Germany	2.48
Others	15.63

**Largest Holdings**

Holdings	(%)
APPLE INC	3.53
MICROSOFT CORP	2.82
AMAZON.COM INC	2.44
ALPHABET INC. CLASS A	1.62
FACEBOOK INC	1.18

Holdings	(%)
ALIBABA GROUP HLDG LTD	0.85
BERKSHIRE HATHAWAY INC	0.71
JOHNSON & JOHNSON	0.67
TENCENT HLDGS LIMITED	0.65
TESLA INC	0.62

\* Data supplied by fund managers regarding fixed interests funds may not specify yield type. As the provision of redemption yield is an FCA regulatory requirement Novia assumes these are used.

**Important Information**

Performance details and yields are as at 30/09/2020. Performance figures are inclusive of net reinvested income. Source: FE. This document is designed only for professional investors and experienced advisers. The value of investments and the income gained may fluctuate. Investors may not get back the full amount invested. Past performance is not a guide to the future.