

Polar Capital UKValOpps I A£
Fund Information
Sector
Equity - UK

Manager's Name
Georgina Hamilton
George Godber

Date Manager Appointed
Jan 2017

Launch Date
Jan 2017

Fund Size(£m)
£868.70

Yield* (See page2)
0.00 %

XD Dates
N/A

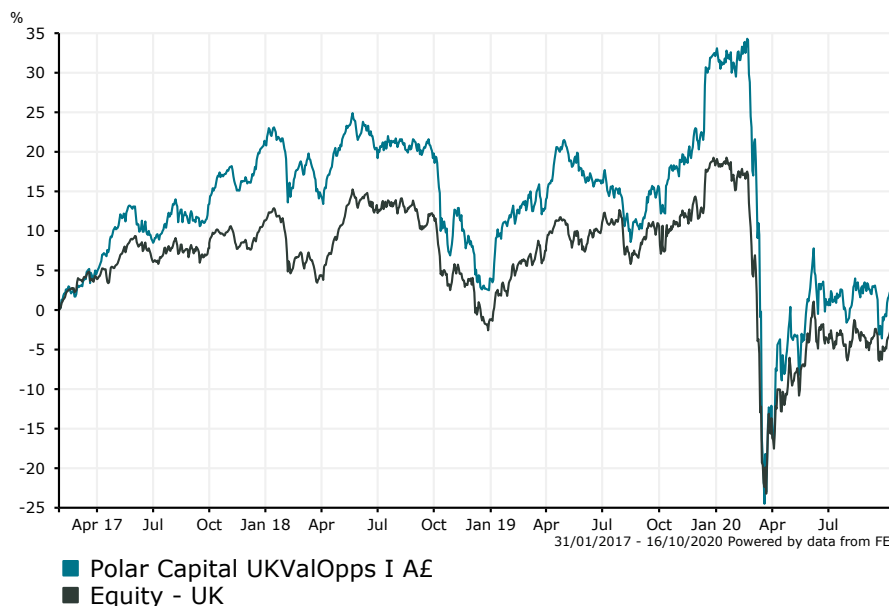
Last Distribution
N/A (XD Date)
N/A (Pay Date)
N/A(Distribution)

OCF
0.87 %

Fund Aim

The Fund's investment objective is to achieve long term capital appreciation.

Sector: Equity - UK

Performance

Discrete Performance - 12 months to 31/12/19

	2019	2018	2017	2016	2015
Fund	27.02	-14.33	-	-	-
Stock Sector Average	19.69	-11.23	11.56	8.85	4.85

Cumulative Performance to 30/09/20

	1 Yr	2 Yrs	3 Yrs	4 Yrs	5 Yrs
Fund	-14.26	-16.78	-12.44	-	-
Stock Sector Average	-14.54	-15.26	-12.07	-2.41	7.95

Performance Analysis - Annualised 3 years

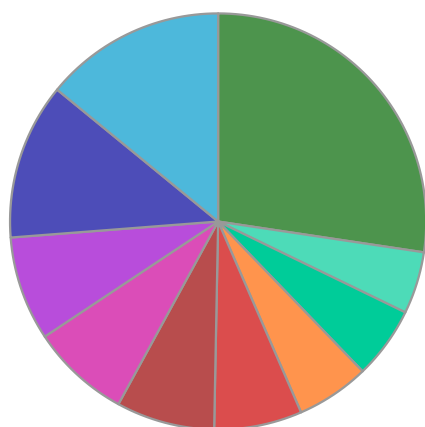
	Growth Rate %	Volatility	Alpha	Beta	Sharpe
Fund	-4.33	21.79	2.04	1.31	-0.02
Stock Sector Average	-4.20	15.74	0.00	1.00	-0.01

Morningstar Analyst Rating

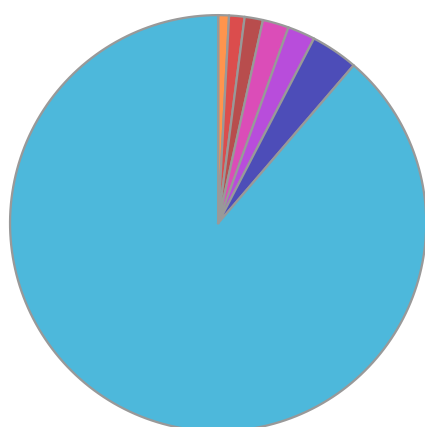
N/A

FE Crown Rating


Fund Composition



	(%)
Capital Goods	14.08
Materials	12.15
Financials	8.10
Consumer Durables	7.72
Insurance	7.65
Retail	6.83
Business Services	5.69
Food, Beverages and Tobacco	5.59
Banks	4.83
Others	27.37



	(%)
UK	88.71
Money Market	3.67
Jersey	2.13
Ireland	2.03
Switzerland	1.42
Singapore	1.20
Russia	0.84

Largest Holdings

Holdings	(%)
MORGAN SINDALL GROUP PLC	2.33
HIKMA PHARMACEUTICALS PLC	2.32
LANCASHIRE HLDGS	2.22
PERSIMMON	2.21
SPEEDY HIRE	2.17

Holdings	(%)
MORRISON(WM.)SUPERMARKETS	2.15
RESTORE PLC	2.14
BREEDON GROUP PLC	2.13
3I GROUP PLC ORD	2.11
WATKIN JONES PLC	2.08

* Data supplied by fund managers regarding fixed interests funds may not specify yield type. As the provision of redemption yield is an FCA regulatory requirement Novia assumes these are used.

Important Information

Performance details and yields are as at 30/09/2020. Performance figures are inclusive of net reinvested income. Source: FE. This document is designed only for professional investors and experienced advisers. The value of investments and the income gained may fluctuate. Investors may not get back the full amount invested. Past performance is not a guide to the future.