

## Brown Advisory US Flx Eq B I GBP

### Fund Information

**Sector**  
Equity - USA

**Manager's Name**  
Maneesh Bajaj

**Date Manager Appointed**  
Apr 2017

**Launch Date**  
Nov 2016

**Fund Size (£m)**  
£484.37

**Yield\*** (See page2)  
1.02 %

**XD Dates**  
Nov 01

**Last Distribution**  
01/11/19 (XD Date)  
14/11/19 (Pay Date)  
0.01(Distribution)

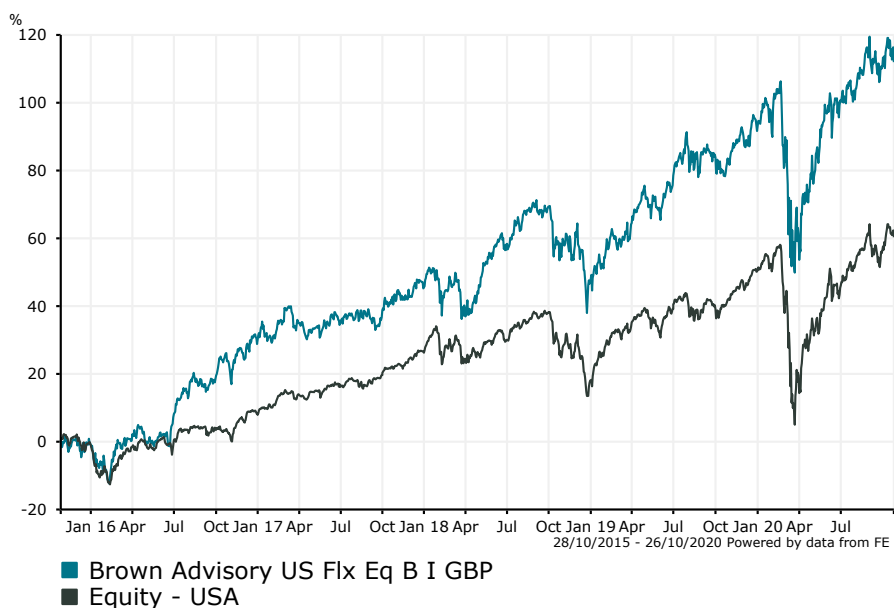
**OCF**  
0.90 %

### Fund Aim

The Fund seeks long-term growth of capital. It searches across a broad investment universe to find attractive or improving businesses at bargain prices. We believe this flexible approach allows the strategy to capitalize on undervalued shares in attractive businesses no matter whether the stocks are statistically characterised as “value” or “growth” investments.

**Sector:** Equity - USA

### Performance



**Morningstar Analyst Rating**

N/A

**FE Crown Rating**



#### Discrete Performance - 12 months to 31/12/19

	2019	2018	2017	2016	2015
Fund	30.39	1.21	12.74	29.34	2.29
Stock Sector Average	27.26	-6.52	16.78	8.86	-1.57

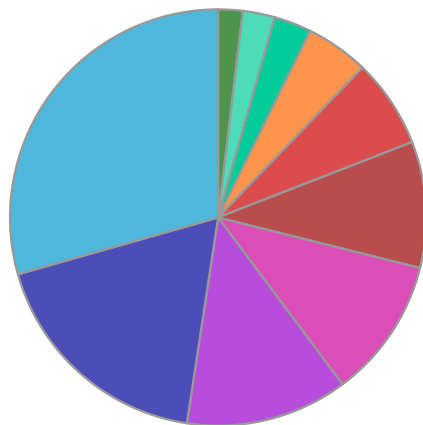
#### Cumulative Performance to 30/09/20

	1 Yr	2 Yrs	3 Yrs	4 Yrs	5 Yrs
Fund	14.16	24.64	54.23	77.85	126.39
Stock Sector Average	11.57	13.41	30.77	51.19	66.98

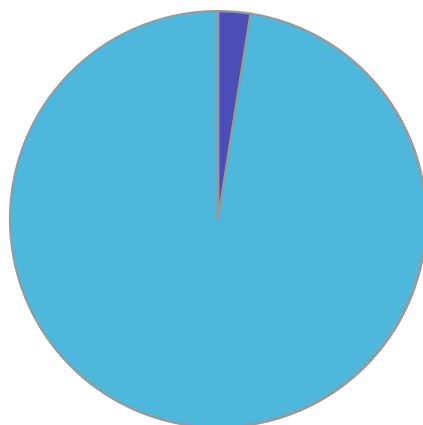
#### Performance Analysis - Annualised 3 years

	Growth Rate %	Volatility	Alpha	Beta	Sharpe
Fund	15.54	16.75	7.11	0.86	0.72
Stock Sector Average	9.36	17.54	0.00	1.00	0.33

### Fund Composition



	(%)
Information Technology	29.40
Consumer Discretionary	18.20
Financials	12.60
Communications	10.90
Health Care	9.80
Industrials	6.90
Consumer Staples	4.90
Real Estate	2.90
Money Market	2.50
Energy	1.90



	(%)
US Equities	97.50
Money Market	2.50

### Largest Holdings

Holdings	(%)
MICROSOFT CORP	5.60
MASTERCARD INC	5.60
VISA INC	5.60
FACEBOOK INC	4.70
ALPHABET INC	4.70

Holdings	(%)
LOWES COMPANIES INC	4.30
APPLE INC	3.90
BERKSHIRE HATHAWAY INC	3.50
ALIBABA GROUP HLDG LTD	3.40
UNITEDHEALTH GROUP INC	3.10

\* Data supplied by fund managers regarding fixed interests funds may not specify yield type. As the provision of redemption yield is an FCA regulatory requirement Novia assumes these are used.

### Important Information

Performance details and yields are as at 30/09/2020. Performance figures are inclusive of net reinvested income. Source: FE. This document is designed only for professional investors and experienced advisers. The value of investments and the income gained may fluctuate. Investors may not get back the full amount invested. Past performance is not a guide to the future.