

Schroder Asian Income Z Inc

Fund Information

Sector

IA Asia Pacific Excluding Japan

Manager's Name

Richard Sennitt

Date Manager Appointed

Nov 2001

Launch Date

May 2011

Fund Size (£m)

£1242.61

Yield* (See page2)

3.89 %

XD Dates

Jul 16, Jan 16

Last Distribution

16/07/20 (XD Date)

15/09/20 (Pay Date)

1.41(Distribution)

OCF

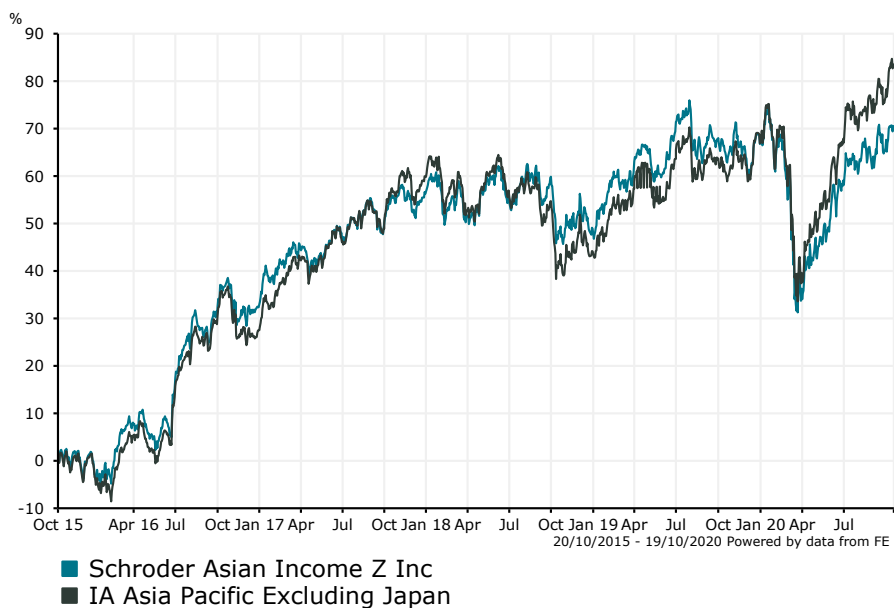
0.92 %

Fund Aim

The fund aims to provide income and capital growth in excess of the MSCI AC Pacific ex Japan (Net Total Return) index (after fees have been deducted) over a 3 to 5 year period by investing in equities of Asia Pacific companies excluding Japan but including Australia and New Zealand.

Sector: IA Asia Pacific Excluding Japan

Performance



Morningstar Analyst Rating

Silver

FE Crown Rating

👑👑👑👑👑

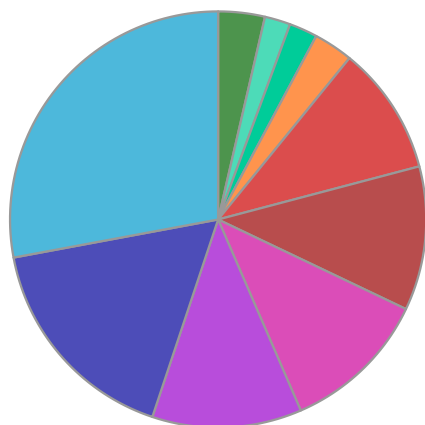
Discrete Performance - 12 months to 31/12/19					
	2019	2018	2017	2016	2015
Fund	12.00	-4.72	18.07	30.01	-2.49
Stock Sector Average	15.78	-9.81	25.34	25.66	-3.35

Cumulative Performance to 30/09/20					
	1 Yr	2 Yrs	3 Yrs	4 Yrs	5 Yrs
Fund	-0.85	4.00	11.35	27.01	73.30
Stock Sector Average	8.10	14.19	18.58	37.14	87.72

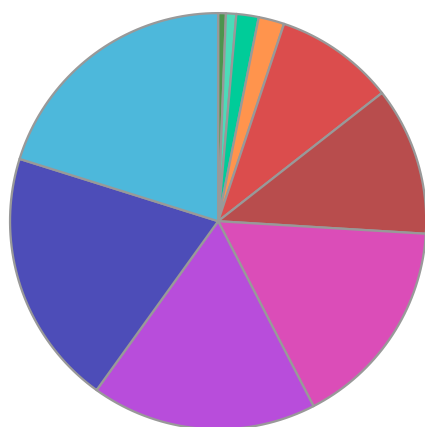
Performance Analysis - Annualised 3 years					
	Growth Rate %	Volatility	Alpha	Beta	Sharpe
Fund	3.65	13.44	-1.58	0.91	0.01
Stock Sector Average	5.85	14.37	0.00	1.00	0.16

Schroder **Asian Income Z Inc**

Fund Composition



	(%)
Information Technology	27.93
Financials	16.95
Real Estate	11.62
Communications	11.42
Materials	11.19
Consumer Discretionary	10.02
Consumer Staples	3.05
Derivatives	2.20
Money Market	2.00
Others	3.62



	(%)
Taiwanese Equities	20.16
Chinese Equities	19.91
Australian Equities	17.51
Hong Kong Equities	16.46
South Korean Equities	11.53
Singapore Equities	9.30
Money Market	2.00
Thai Equities	1.73
Indonesian Equities	0.80
Others	0.60

Largest Holdings

Holdings	(%)
TAIWAN SEMICONDUCTOR CO	9.66
SAMSUNG ELECTRONICS CO	8.05
BHP GROUP PLC	4.46
SANDS CHINA LTD	3.07
CHINA MOBILE LTD	2.96

Holdings	(%)
SHENZHOU INTERNATIONAL GROUP HLDGS	2.45
HKT TRUST AND HKT LTD SHARE STAPLED UNIT	2.31
MEDIA CORP PLC	2.30
HANG LUNG PROPERTIES	2.25
HONG KONG EXCHANGES & CLEARING	2.16

* Data supplied by fund managers regarding fixed interests funds may not specify yield type. As the provision of redemption yield is an FCA regulatory requirement Novia assumes these are used.

Important Information

Performance details and yields are as at 30/09/2020. Performance figures are inclusive of net reinvested income. Source: FE. This document is designed only for professional investors and experienced advisers. The value of investments and the income gained may fluctuate. Investors may not get back the full amount invested. Past performance is not a guide to the future.