

Schroder UK Alpha Plus Z Inc

Fund Information

Sector

IA UK All Companies

Manager's Name

 Bill Casey
 Nick Kissack

Date Manager Appointed

Mar 2018

Launch Date

May 2011

Fund Size(£m)

£475.67

Yield* (See page2)

2.95 %

XD Dates

Jun 01

Last Distribution

01/06/20 (XD Date)

31/07/20 (Pay Date)

1.79(Distribution)

OCF

0.91 %

Morningstar Analyst Rating

N/A

FE Crown Rating

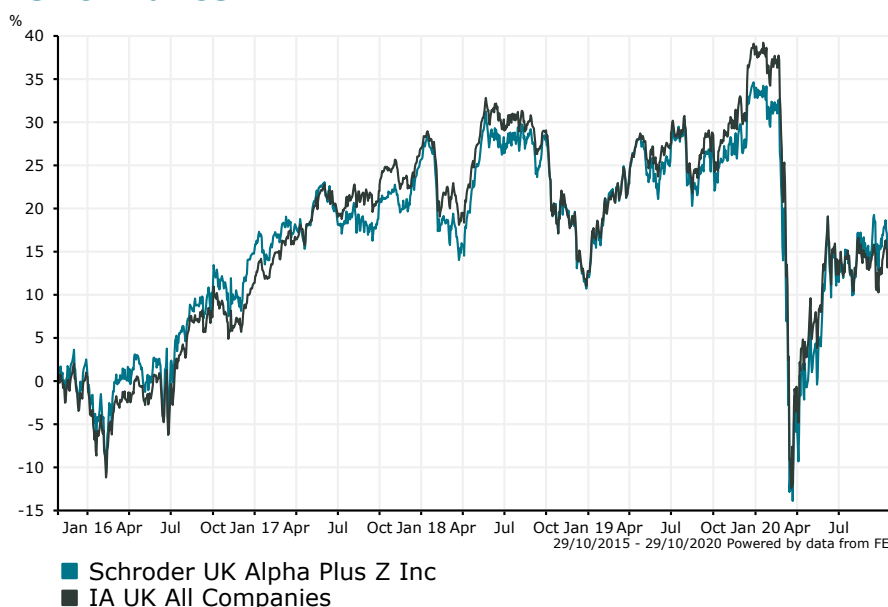

Fund Aim

The fund aims to provide capital growth in excess of the FTSE All Share (Gross Total Return) index (after fees have been deducted) over a 3 to 5 year period by investing in equities of UK companies.

The fund is actively managed and invests at least 80% of its assets in a concentrated range of equities of UK companies. These are companies that are incorporated, headquartered or have their principal business activities in the UK. The fund typically holds 30 to 60 companies. 'Alpha' funds invest in companies in which the investment manager has a high conviction that the current share price does not reflect the future prospects for that business. The fund may also invest in companies headquartered or quoted outside the UK which derive a significant proportion of their revenues or profits from the UK. The fund may also invest directly or indirectly in other securities (including in other asset classes), countries, regions, industries or currencies, collective investment schemes (including Schroder funds), warrants and money market instruments, and hold cash. The fund may use derivatives with the aim of reducing risk and managing the fund more efficiently.

Sector: IA UK All Companies

Performance



Discrete Performance - 12 months to 31/12/19

	2019	2018	2017	2016	2015
Fund	18.24	-10.55	9.45	12.76	2.98
Stock Sector Average	22.24	-11.19	13.99	10.82	4.86

Cumulative Performance to 30/09/20

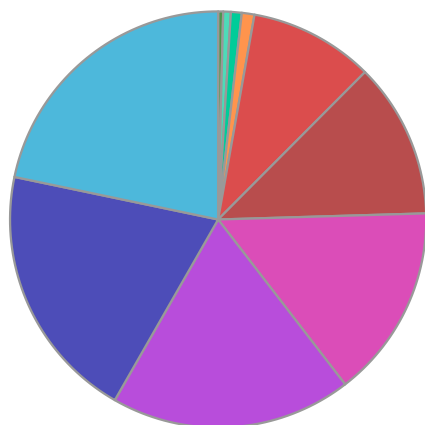
	1 Yr	2 Yrs	3 Yrs	4 Yrs	5 Yrs
Fund	-9.33	-9.87	-4.22	5.65	19.61
Stock Sector Average	-12.76	-12.78	-7.95	4.61	16.90

Performance Analysis - Annualised 3 years

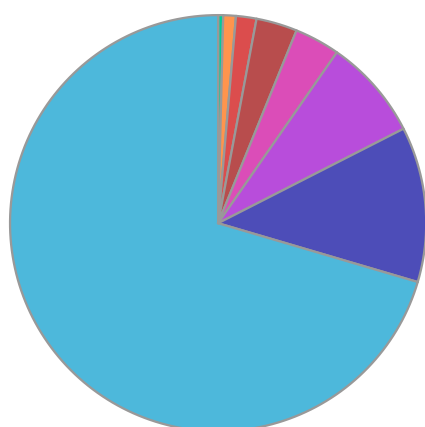
	Growth Rate %	Volatility	Alpha	Beta	Sharpe
Fund	-1.43	17.09	1.33	0.99	-0.01
Stock Sector Average	-2.72	16.89	0.00	1.00	-0.01

Schroder **UK Alpha Plus Z Inc**

Fund Composition



	(%)
Industrials	21.72
Financials	20.01
Consumer Goods	18.72
Consumer Services	15.02
Basic Materials	12.06
Health Care	9.67
Technology	0.98
Consumer Discretionary	0.84
Others	0.59
Money Market	0.39



	(%)
UK Equities	70.44
Australian Equities	12.06
Irish Equities	7.83
German Equities	3.52
US Equities	3.19
Spanish Equities	1.59
French Equities	0.98
Money Market	0.39

Largest Holdings

Holdings	(%)
RIO TINTO	7.81
BURBERRY GROUP	5.13
PRUDENTIAL PLC	5.04
UNILEVER	4.65
NEXT	4.58

Holdings	(%)
GLAXOSMITHKLINE	4.56
BHP GROUP PLC	4.25
RELX PLC	3.93
RENISHAW PLC	3.83
G4S PLC	3.62

* Data supplied by fund managers regarding fixed interests funds may not specify yield type. As the provision of redemption yield is an FCA regulatory requirement Novia assumes these are used.

Important Information

Performance details and yields are as at 30/09/2020. Performance figures are inclusive of net reinvested income. Source: FE. This document is designed only for professional investors and experienced advisers. The value of investments and the income gained may fluctuate. Investors may not get back the full amount invested. Past performance is not a guide to the future.