

## BNY Mellon Gbl Ldrs W Acc GBP

### Fund Information

**Sector**  
Equity - International

**Manager's Name**  
Team Approach

**Date Manager Appointed**  
Dec 2016

**Launch Date**  
Dec 2016

**Fund Size (£m)**  
£55.39

**Yield\*** (See page2)  
0.44 %

**XD Dates**  
Jan 02

**Last Distribution**  
02/01/20 (XD Date)  
11/02/20 (Pay Date)  
0.01(Distribution)

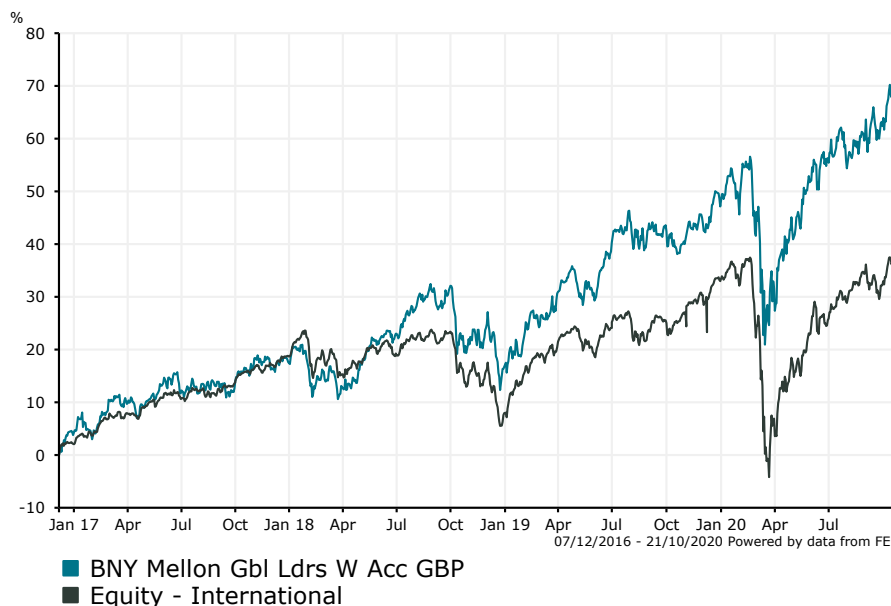
**OCF**  
0.88 %

### Fund Aim

To achieve long-term capital growth.

**Sector:** Equity - International

### Performance



**Morningstar Analyst Rating**  
N/A

**FE Crown Rating**  
★★★★★

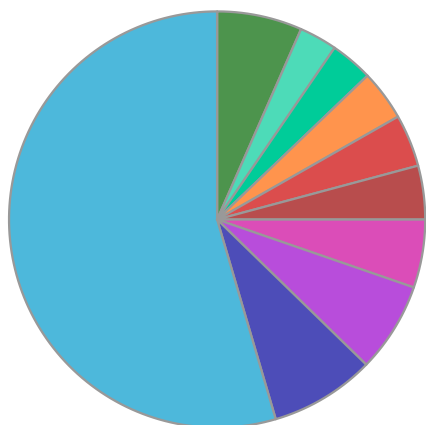
Discrete Performance - 12 months to 31/12/19					
	2019	2018	2017	2016	2015
Fund	26.03	-0.73	13.32	-	-
Stock Sector Average	23.18	-9.02	16.28	7.94	0.71

Cumulative Performance to 30/09/20					
	1 Yr	2 Yrs	3 Yrs	4 Yrs	5 Yrs
Fund	13.09	23.35	44.18	-	-
Stock Sector Average	5.37	7.38	16.26	33.08	47.64

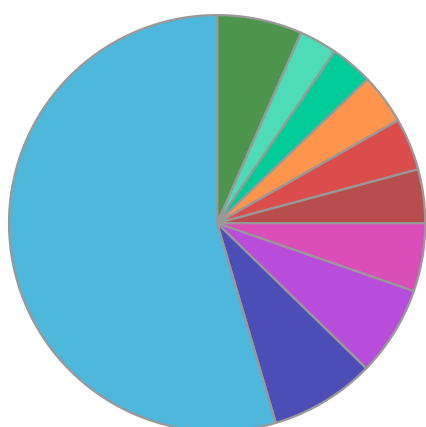
Performance Analysis - Annualised 3 years					
	Growth Rate %	Volatility	Alpha	Beta	Sharpe
Fund	12.97	12.81	8.76	0.76	0.74
Stock Sector Average	5.15	14.67	0.00	1.00	0.11

**BNY Mellon Gbl Ldrs W Acc GBP**

**Fund Composition**



	(%)
US Equities	54.54
Japanese Equities	8.17
French Equities	6.99
Taiwanese Equities	5.29
Hong Kong Equities	4.17
German Equities	4.06
Spanish Equities	3.92
Dutch Equities	3.30
Danish Equities	2.94
Others	6.61



	(%)
USA	54.54
Japan	8.17
France	6.99
Taiwan	5.29
Hong Kong	4.17
Germany	4.06
Spain	3.92
Netherlands	3.30
Denmark	2.94
Others	6.61

**Largest Holdings**

Holdings	(%)
TAIWAN SEMICONDUCTOR CO	5.29
INTUITIVE SURGICAL INC	5.17
NIKE INC	4.87
KEYENCE CORP	4.49
MASTERCARD INC	4.37

Holdings	(%)
ADOBE INC	4.29
AIA GROUP LTD	4.17
ALPHABET INC	4.12
SAP SE	4.06
TJX COS INC	4.06

\* Data supplied by fund managers regarding fixed interests funds may not specify yield type. As the provision of redemption yield is an FCA regulatory requirement Novia assumes these are used.

**Important Information**

Performance details and yields are as at 30/09/2020. Performance figures are inclusive of net reinvested income. Source: FE. This document is designed only for professional investors and experienced advisers. The value of investments and the income gained may fluctuate. Investors may not get back the full amount invested. Past performance is not a guide to the future.