

## AXA Framlington UK Mid Cap Z Inc

### Fund Information

**Sector**

IA UK All Companies

**Manager's Name**

Chris St John

**Date Manager Appointed**

Mar 2011

**Launch Date**

Mar 2011

**Fund Size (£m)**

£448.15

**Yield\*** (See page2)

0.58 %

**XD Dates**

Apr 01, Oct 01

**Last Distribution**

01/04/20 (XD Date)

29/05/20 (Pay Date)

0.55(Distribution)

**OCF**

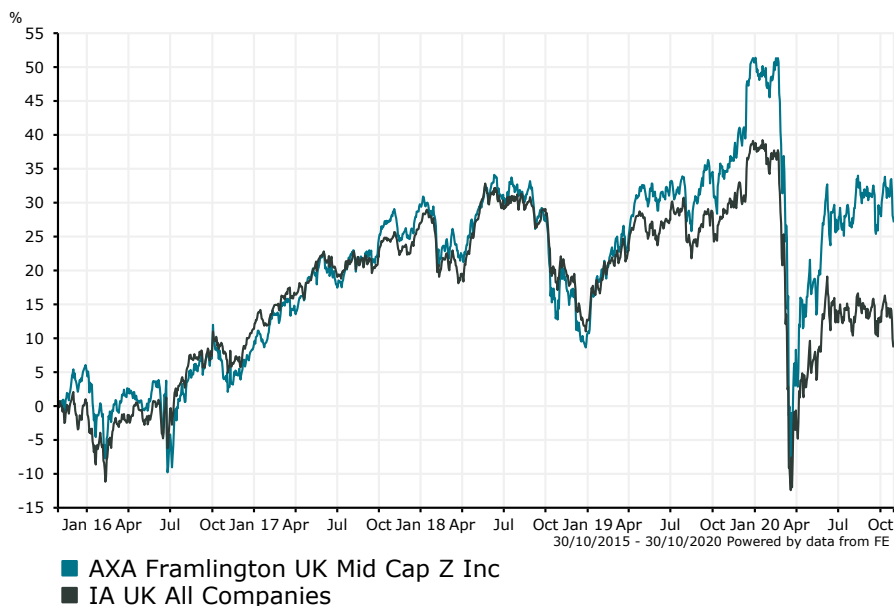
0.84 %

### Fund Aim

The aim of this Fund is to provide long-term capital growth.

**Sector:** IA UK All Companies

### Performance



#### Discrete Performance - 12 months to 31/12/19

	2019	2018	2017	2016	2015
Fund	36.27	-14.80	19.43	2.92	19.97
Stock Sector Average	22.24	-11.19	13.99	10.82	4.86

#### Cumulative Performance to 30/09/20

	1 Yr	2 Yrs	3 Yrs	4 Yrs	5 Yrs
Fund	-4.45	0.86	3.55	20.03	30.30
Stock Sector Average	-12.76	-12.78	-7.95	4.61	16.90

#### Performance Analysis - Annualised 3 years

	Growth Rate %	Volatility	Alpha	Beta	Sharpe
Fund	1.17	18.48	4.34	1.06	0.00
Stock Sector Average	-2.72	16.89	0.00	1.00	-0.01

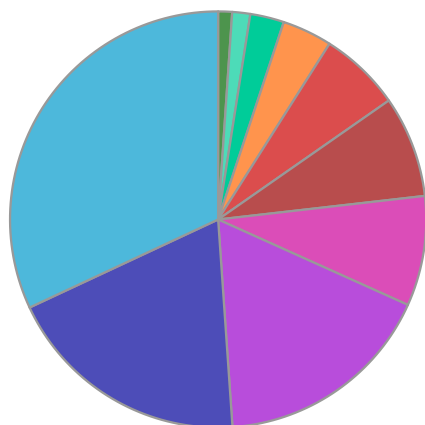
**Morningstar Analyst Rating**

N/A

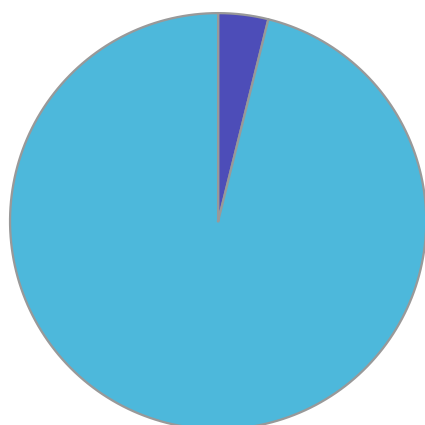
**FE Crown Rating**


**AXA Framlington UK Mid Cap Z Inc**

**Fund Composition**



	(%)
Industrials	31.95
Consumer Services	19.15
Financials	17.17
Health Care	8.54
Consumer Goods	7.88
Technology	6.32
Money Market	3.88
Oil & Gas	2.63
Telecommunications	1.40
Basic Materials	1.08



	(%)
UK Equities	96.12
Money Market	3.88

**Largest Holdings**

Holdings	(%)
FUTURE PLC	3.42
PETS AT HOME GROUP PLC	3.39
DUNELM GROUP PLC	2.56
SPIRENT COMMUNICATIONS	2.36
GRAINGER PLC ORD 5P	2.11

Holdings	(%)
DECHRA PHARMACEUTICALS	1.88
MARSHALLS	1.87
SAFESTORE HLDGS PLC	1.87
ULTRA ELECTRONICS HLDGS	1.86
CHEMRING GROUP	1.86

\* Data supplied by fund managers regarding fixed interests funds may not specify yield type. As the provision of redemption yield is an FCA regulatory requirement Novia assumes these are used.

**Important Information**

Performance details and yields are as at 30/09/2020. Performance figures are inclusive of net reinvested income. Source: FE. This document is designed only for professional investors and experienced advisers. The value of investments and the income gained may fluctuate. Investors may not get back the full amount invested. Past performance is not a guide to the future.