

FP Argnt Eurpn Inc Opps R Inc GBP

Fund Information

Sector

IA Europe Excluding UK

Manager's Name

Barry Norris

Date Manager Appointed

Dec 2016

Launch Date

Dec 2016

Fund Size(£m)

£2.20

Yield* (See page2)

3.36 %

XD Dates

Sep 01, Jun 01, Mar 02, Dec 02

Last Distribution

01/09/20 (XD Date)

15/10/20 (Pay Date)

0.84(Distribution)

OCF

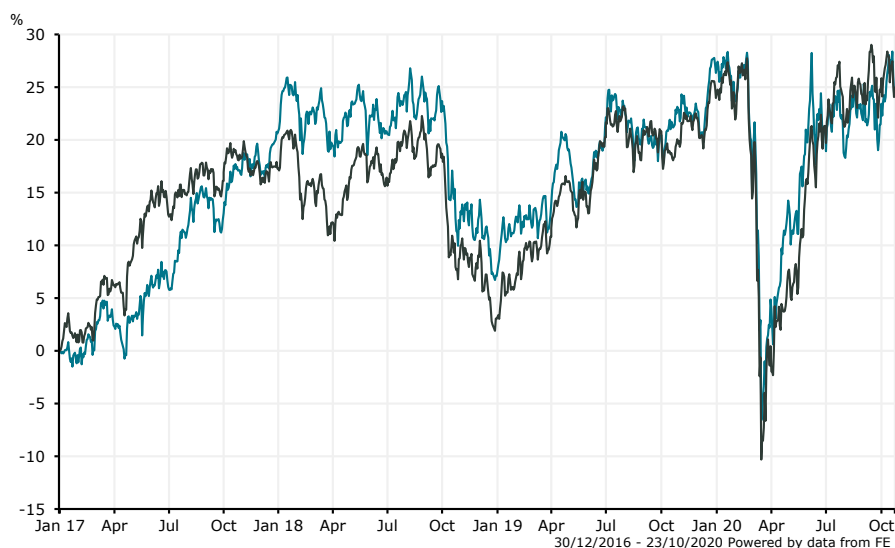
0.85 %

Fund Aim

To provide an income in excess of the yield of the MSCI Europe ex UK Index, with long term capital growth.

Sector: IA Europe Excluding UK

Performance



■ FP Argnt Eurpn Inc Opps R Inc GBP
■ IA Europe Excluding UK

Morningstar Analyst Rating

N/A

FE Crown Rating


Discrete Performance - 12 months to 31/12/19

	2019	2018	2017	2016	2015
Fund	17.99	-11.22	20.62	-	-
Stock Sector Average	20.33	-12.16	17.29	16.41	9.27

Cumulative Performance to 30/09/20

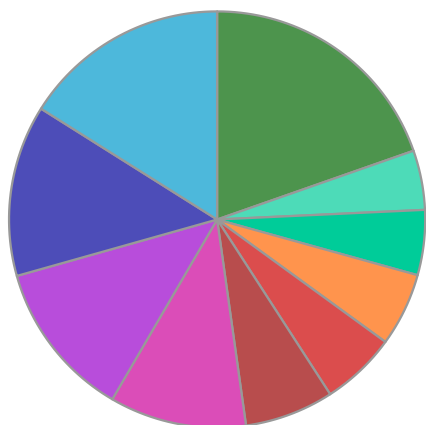
	1 Yr	2 Yrs	3 Yrs	4 Yrs	5 Yrs
Fund	0.98	-0.97	8.03	-	-
Stock Sector Average	3.06	5.28	7.27	30.74	54.80

Performance Analysis - Annualised 3 years

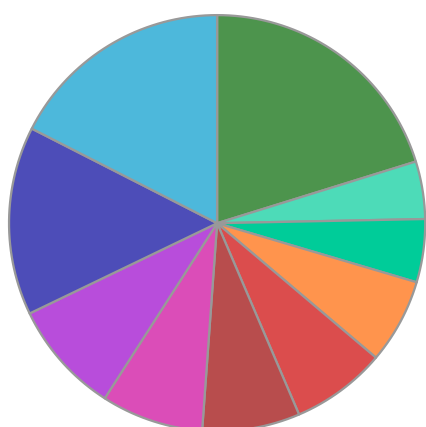
	Growth Rate %	Volatility	Alpha	Beta	Sharpe
Fund	2.61	13.14	0.55	0.87	0.00
Stock Sector Average	2.37	14.03	0.00	1.00	0.00

FP Argnt Eurpn Inc Opps R Inc GBP

Fund Composition



	(%)
Russia	16.06
USA	13.31
Netherlands	12.23
Germany	10.62
Denmark	6.92
Italy	5.85
Spain	5.70
Belgium	5.05
Austria	4.62
Others	19.64



	(%)
Russian Equities	17.49
US Equities	14.65
Swiss Equities	8.78
Norwegian Equities	7.93
German Equities	7.59
Danish Equities	7.38
Italian Equities	6.60
Belgian Equities	4.90
Dutch Equities	4.47
Others	20.21

Largest Holdings

Holdings	(%)
MMC NORILSK NICKEL PJSC	5.02
POLYUS PJSC-REG S- GDR	5.01
AMS AG	4.62
BE SEMICONDUCTOR INDUSTRIES NV	4.55
AMAZON.COM INC	4.54

* Data supplied by fund managers regarding fixed interests funds may not specify yield type. As the provision of redemption yield is an FCA regulatory requirement Novia assumes these are used.

Important Information

Performance details and yields are as at 30/09/2020. Performance figures are inclusive of net reinvested income. Source: FE. This document is designed only for professional investors and experienced advisers. The value of investments and the income gained may fluctuate. Investors may not get back the full amount invested. Past performance is not a guide to the future.