

BlackRock Global Income D Inc

Fund Information

Sector

IA Global Equity Income

Manager's Name

Andrew Wheatley-Hubbard
Olivia Treharne

Date Manager Appointed

Jan 2013

Launch Date

May 2011

Fund Size (£m)

£146.89

Yield* (See page2)

3.09 %

XD Dates

Sep 01, Jun 01, Mar 02, Dec 02

Last Distribution

01/09/20 (XD Date)

30/10/20 (Pay Date)

0.80(Distribution)

OCF

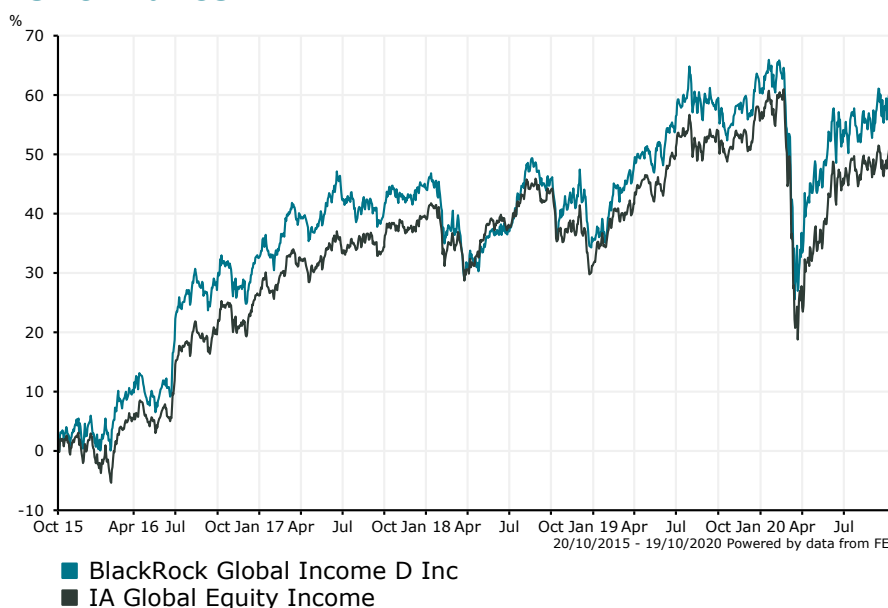
0.93 %

Fund Aim

The Fund aims to provide an income return on your investment that is above average when compared to the income produced by global equity markets (as defined by the MSCI All Countries World Index), without sacrificing capital growth (i.e. the value of the assets held by the Fund) over the long term (5 years or more). The Fund invests at least 70% of its total assets in equity securities (e.g. shares) of companies domiciled in, or the main business of which is in, developed markets. The Fund has the flexibility to invest outside of the asset class and sector set out above, including in developing markets.

Sector: IA Global Equity Income

Performance



Morningstar Analyst Rating

N/A

FE Crown Rating



Discrete Performance - 12 months to 31/12/19

	2019	2018	2017	2016	2015
Fund	18.46	-6.26	8.96	26.01	7.75
Stock Sector Average	18.63	-5.83	10.37	23.21	1.53

Cumulative Performance to 30/09/20

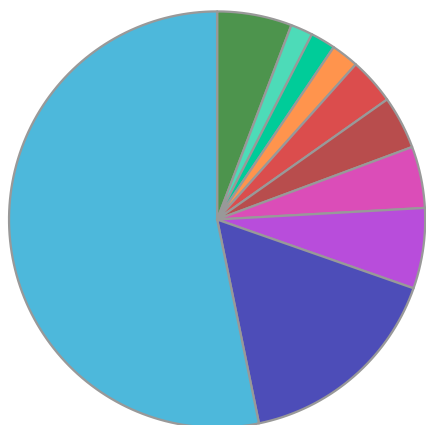
	1 Yr	2 Yrs	3 Yrs	4 Yrs	5 Yrs
Fund	-1.04	8.02	12.42	23.91	63.59
Stock Sector Average	-3.91	2.85	10.04	23.60	54.09

Performance Analysis - Annualised 3 years

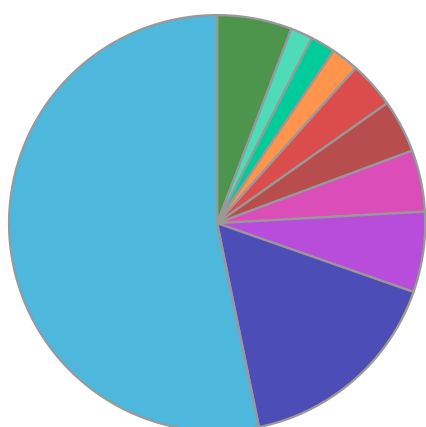
	Growth Rate %	Volatility	Alpha	Beta	Sharpe
Fund	3.98	12.41	1.05	0.91	0.04
Stock Sector Average	3.24	12.66	0.00	1.00	0.00

BlackRock Global Income D Inc

Fund Composition



	(%)
US Equities	53.24
UK Equities	16.42
Swiss Equities	6.25
French Equities	4.78
Canadian Equities	4.12
Dutch Equities	3.61
Singapore Equities	2.14
Taiwanese Equities	1.94
German Equities	1.72
Others	5.81



	(%)
USA	53.24
UK	16.42
Switzerland	6.25
France	4.78
Canada	4.12
Netherlands	3.61
Singapore	2.14
Taiwan	1.94
Germany	1.72
Others	5.81

Largest Holdings

Holdings	(%)
UNILEVER	3.72
NOVARTIS AG	3.48
SANOFI	3.46
COCA-COLA CO	3.42
TELUS CORP	3.36

Holdings	(%)
MEDTRONIC INC	3.33
TEXAS INSTRUMENTS INC	3.24
PAYCHEX INC	3.03
PHILIP MORRIS INTERNATIONAL INC	3.02
LOCKHEED MARTIN CORP	2.93

* Data supplied by fund managers regarding fixed interests funds may not specify yield type. As the provision of redemption yield is an FCA regulatory requirement Novia assumes these are used.

Important Information

Performance details and yields are as at 30/09/2020. Performance figures are inclusive of net reinvested income. Source: FE. This document is designed only for professional investors and experienced advisers. The value of investments and the income gained may fluctuate. Investors may not get back the full amount invested. Past performance is not a guide to the future.