

**LF Canlife Managed 0%-35% C Acc GBP**
**Fund Information**
**Sector**

IA Mixed Investment 0-35% Shares

**Manager's Name**

 David Marchant  
 Craig Rippe

**Date Manager Appointed**

Jan 2017

**Launch Date**

Jan 2017

**Fund Size (£m)**

£36.71

**Yield\* (See page2)**

2.23 %

**XD Dates**

Apr 16, Oct 16

**Last Distribution**

16/04/20 (XD Date)

15/06/20 (Pay Date)

1.02(Distribution)

**OCF**

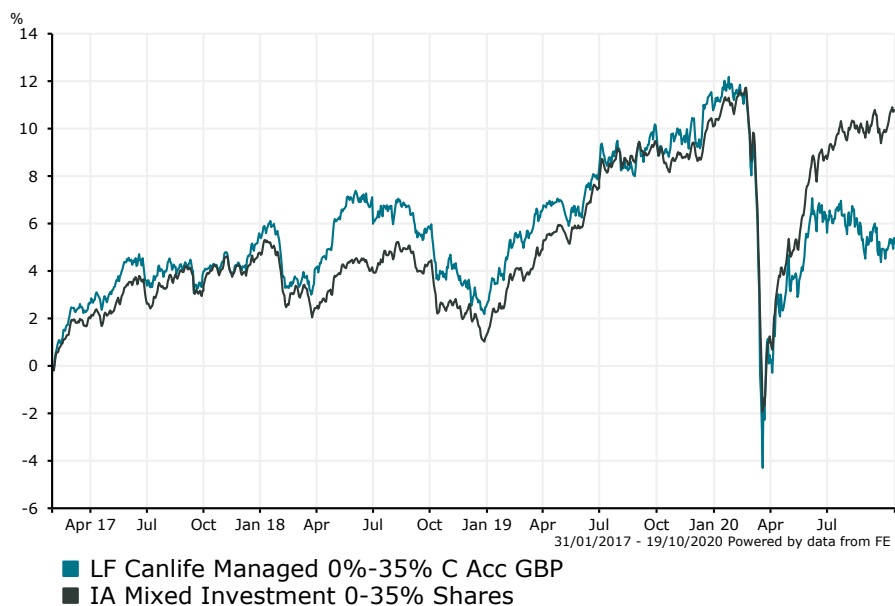
0.83 %

**Fund Aim**

The fund aims to achieve long-term capital growth and income. The fund invests primarily in collective investments schemes across several asset classes, including equity, fixed income, property and cash.

The underlying exposure to equities is normally no more than 30% of the value of the fund.

**Sector:** IA Mixed Investment 0-35% Shares

**Performance**

**Morningstar Analyst Rating**

N/A

**FE Crown Rating**

**Discrete Performance - 12 months to 31/12/19**

	2019	2018	2017	2016	2015
Fund	8.07	-2.93	-	-	-
Stock Sector Average	8.72	-3.35	4.84	8.47	0.38

**Cumulative Performance to 30/09/20**

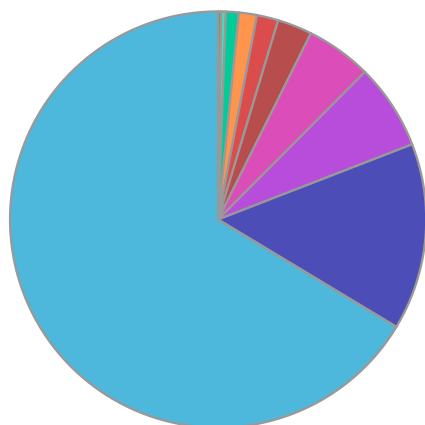
	1 Yr	2 Yrs	3 Yrs	4 Yrs	5 Yrs
Fund	-4.73	-0.91	1.04	-	-
Stock Sector Average	0.35	5.25	6.49	9.87	21.14

**Performance Analysis - Annualised 3 years**

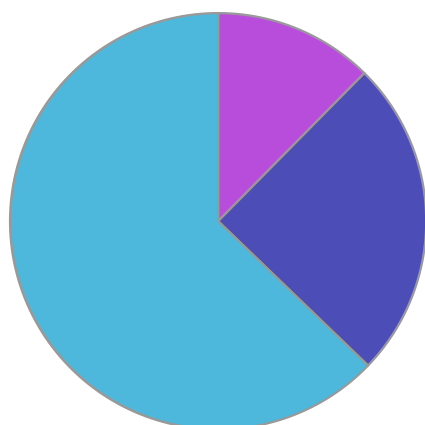
	Growth Rate %	Volatility	Alpha	Beta	Sharpe
Fund	0.35	6.05	-1.71	0.99	0.00
Stock Sector Average	2.12	5.75	0.00	1.00	0.00

**LF Canlife Managed 0%-35% C Acc GBP**

**Fund Composition**



	(%)
UK	66.38
International	14.51
Money Market	6.66
South East UK	5.10
London	2.70
South West UK	1.66
Midlands	1.40
Northern UK	1.00
North West UK	0.36
Others	0.24



	(%)
Others	62.80
UK Equities	24.80
UK Property	12.40

**Largest Holdings**

Holdings	(%)
LF CANLIFE UK EQUITY INCOME FUND	24.80
LF CANLIFE CORPORATE BOND FUND	23.10
LF CANLIFE UK GOVERNMENT BOND FUND	19.20
LF CANLIFE UK PROPERTY ACS	17.70
LF CANLIFE SHORT DURATION CORPORATE BOND FUND	15.20

\* Data supplied by fund managers regarding fixed interests funds may not specify yield type. As the provision of redemption yield is an FCA regulatory requirement Novia assumes these are used.

**Important Information**

Performance details and yields are as at 30/09/2020. Performance figures are inclusive of net reinvested income. Source: FE. This document is designed only for professional investors and experienced advisers. The value of investments and the income gained may fluctuate. Investors may not get back the full amount invested. Past performance is not a guide to the future.