

New Capital SwssSelEq UH Acc GBP

Fund Information

Sector
Equity - Europe Single Country

Manager's Name
Urs Beck

Date Manager Appointed
Mar 2014

Launch Date
Feb 2017

Fund Size(£m)
£85.32

Yield* (See page2)
0.00 %

XD Dates
N/A

Last Distribution
N/A (XD Date)
N/A (Pay Date)
N/A(Distribution)

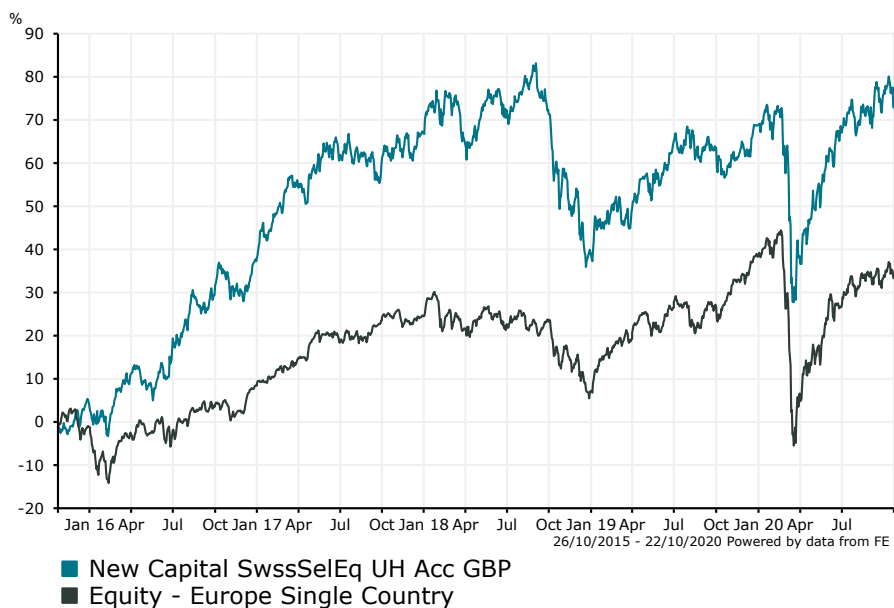
OCF
0.90 %

Fund Aim

The investment objective is to achieve mid-term capital appreciation, primarily through investment in quoted equities issued by companies with principal offices or significant business activities in Switzerland.

Sector: Equity - Europe Single Country

Performance



Morningstar Analyst Rating
N/A

FE Crown Rating
👑👑👑👑👑

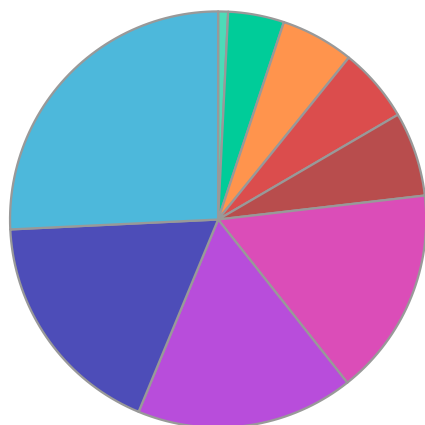
Discrete Performance - 12 months to 31/12/19					
	2019	2018	2017	2016	2015
Fund	20.54	-16.22	21.69	31.31	11.30
Stock Sector Average	29.07	-13.96	14.85	9.63	9.17

Cumulative Performance to 30/09/20					
	1 Yr	2 Yrs	3 Yrs	4 Yrs	5 Yrs
Fund	7.86	2.05	10.48	35.95	80.86
Stock Sector Average	5.10	8.38	8.19	29.17	43.40

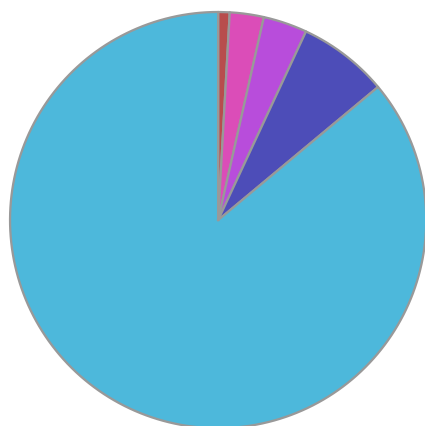
Performance Analysis - Annualised 3 years					
	Growth Rate %	Volatility	Alpha	Beta	Sharpe
Fund	3.38	15.79	1.26	0.84	0.00
Stock Sector Average	2.66	16.04	0.00	1.00	0.00

New Capital **SwssSelEq UH Acc GBP**

Fund Composition



	(%)
Industrials	25.76
Information Technology	18.00
Financials	16.90
Health Care	16.18
Consumer Staples	6.56
Consumer Discretionary	5.79
Materials	5.69
Real Estate	4.35
Money Market	0.77



	(%)
Swiss Equities	86.04
Austrian Equities	7.01
German Equities	3.41
Others	2.64
Money Market	0.89

Largest Holdings

Holdings	(%)
VALIANT HLDG	4.09
PIERER MOBILITY AG	4.06
ALSO HLDG AG	3.93
TEMENOS AG	3.79
ROCHE HLDG AG	3.61

Holdings	(%)
YPSOMED HLDG AG	3.56
SOFTWAREONE HLD AG	3.41
LAFARGEHOLCIM LTD	3.30
PEACH PROPERTY GROUP AG	3.10
SCHINDLER HLDG AG	3.06

* Data supplied by fund managers regarding fixed interests funds may not specify yield type. As the provision of redemption yield is an FCA regulatory requirement Novia assumes these are used.

Important Information

Performance details and yields are as at 30/09/2020. Performance figures are inclusive of net reinvested income. Source: FE. This document is designed only for professional investors and experienced advisers. The value of investments and the income gained may fluctuate. Investors may not get back the full amount invested. Past performance is not a guide to the future.