

## Threadneedle £ ShtDt CrBd IGA £

### Fund Information

**Sector**

IA Sterling Corporate Bond

**Manager's Name**

Alasdair Ross

**Date Manager Appointed**

Dec 2016

**Launch Date**

May 2017

**Fund Size(£m)**

£1039.12

**Yield\*** (See page2)

1.80 %

**XD Dates**

Sep 01, Aug 03, Jul 01, Jun 01

**Last Distribution**

01/09/20 (XD Date)

30/09/20 (Pay Date)

0.14(Distribution)

**OCF**

0.46 %

**Morningstar Analyst Rating**

N/A

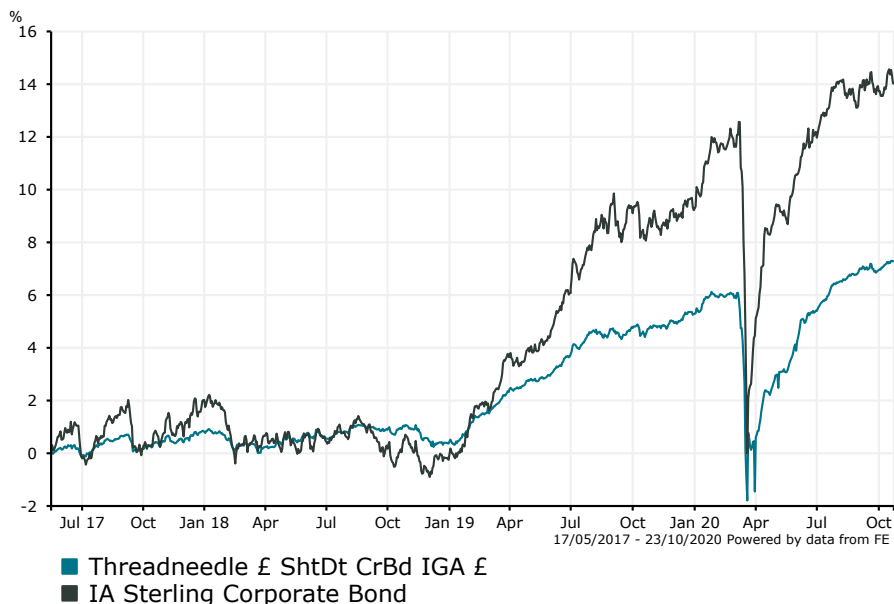
**FE Crown Rating**


### Fund Aim

The Fund aims to provide income with the prospect of some investment growth over the long term. It looks to outperform the iBoxx Sterling Non-Gilts 1-5 Years Index over rolling 3-year periods, after the deduction of charges. The Fund is actively managed, and invests at least two-thirds of its assets in investment grade corporate bonds with an effective maturity of 5 years or less. The Fund may also invest in other bonds (including below investment grade corporate bonds, and government bonds) when considered appropriate to achieve its investment objective. The bonds selected are denominated in sterling (or hedged back to sterling, if a different currency) and issued by companies anywhere in the world. The Fund may also invest in other assets such as cash and deposits, and hold other funds (including funds managed by Columbia Threadneedle companies) when deemed appropriate. The iBoxx Sterling Non-Gilts 1-5 Years Index is regarded as an appropriate performance measure of sterling-denominated investment grade bonds (including corporate, government and government agencies) with a maturity of between 1-5 years, issued worldwide, but excluding gilts i.e. UK government bonds. It provides a suitable target benchmark against which Fund performance will be measured and evaluated over time.

**Sector:** IA Sterling Corporate Bond

### Performance



#### Discrete Performance - 12 months to 31/12/19

	2019	2018	2017	2016	2015
Fund	4.89	-0.48	-	-	-
Stock Sector Average	9.49	-2.22	5.06	9.08	-0.27

#### Cumulative Performance to 30/09/20

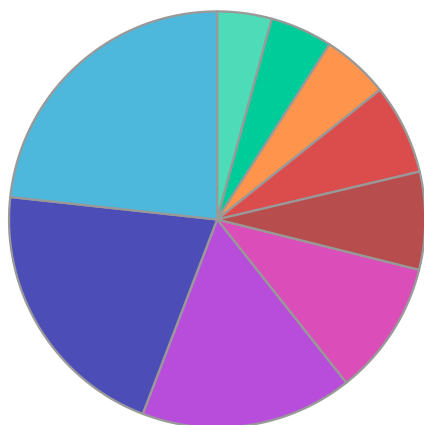
	1 Yr	2 Yrs	3 Yrs	4 Yrs	5 Yrs
Fund	2.04	5.96	6.79	-	-
Stock Sector Average	4.21	13.60	13.72	14.41	28.39

#### Performance Analysis - Annualised 3 years

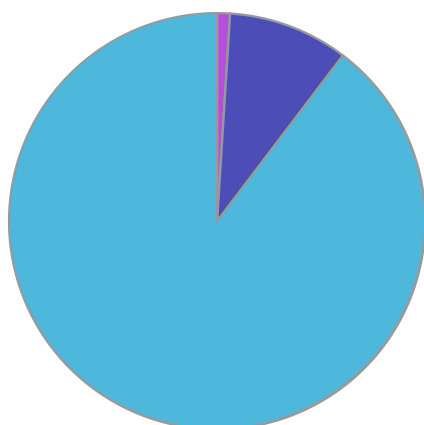
	Growth Rate %	Volatility	Alpha	Beta	Sharpe
Fund	2.21	5.07	-1.38	0.83	0.00
Stock Sector Average	4.38	5.61	0.00	1.00	0.16

Threadneedle **£ ShtDt CrBd IGA £**

**Fund Composition**



	(%)
BBB+	23.60
BBB	21.20
BBB-	16.70
Others	10.60
A+	7.70
BB+	7.10
A	5.30
Others	4.90
AA-	4.30
Others	-1.60



	(%)
UK Fixed Interest	98.90
Cash Derivatives	10.30
Cash & Cash Equivalents	1.10
Alternative Investment Strategies	-10.30

**Largest Holdings**

Holdings	(%)
BACARDI LTD 2.75% 03/07/2023	1.90
SMITH(DS) PLC 1.375% BDS 26/07/24 EUR100000	1.80
BUPA FINANCE PLC 5% NTS 25/04/23 GBP100000	1.60
GE CAPITAL UK FUNDING UNLIMITED CO 4.13% 13/09/2023	1.60
FIRST HYDRO FINANCE PLC 9% GTD SEC BDS 31/7/2021 GBP(REGD)	1.40

Holdings	(%)
AVIVA 6.625% NTS 03/06/41 GBP100000	1.40
SYNGENTA FINANCE NV 4.441% BDS 24/04/23 USD200000	1.40
FIDELITY NATIONAL INFO SERVICES INC 2.602% BDS 21/05/25 GBP1000	1.40
CREDIT AGRICOLE SA 1.25% BDS 02/10/24 GBP100000	1.40
DNB BANK ASA 1.625% BDS 15/12/23 GBP100000	1.30

\* Data supplied by fund managers regarding fixed interests funds may not specify yield type. As the provision of redemption yield is an FCA regulatory requirement Novia assumes these are used.

**Important Information**

Performance details and yields are as at 30/09/2020. Performance figures are inclusive of net reinvested income. Source: FE. This document is designed only for professional investors and experienced advisers. The value of investments and the income gained may fluctuate. Investors may not get back the full amount invested. Past performance is not a guide to the future.