

Threadneedle UK Select LA £

Fund Information

Sector
Equity - UK

Manager's Name
Chris Kinder

Date Manager Appointed
Sep 2020

Launch Date
May 2017

Fund Size (£m)
£273.88

Yield* (See page2)
3.44 %

XD Dates
Mar 09, Sep 09

Last Distribution
09/03/20 (XD Date)
07/05/20 (Pay Date)
0.03(Distribution)

OCF
0.61 %

Morningstar Analyst Rating

N/A

FE Crown Rating

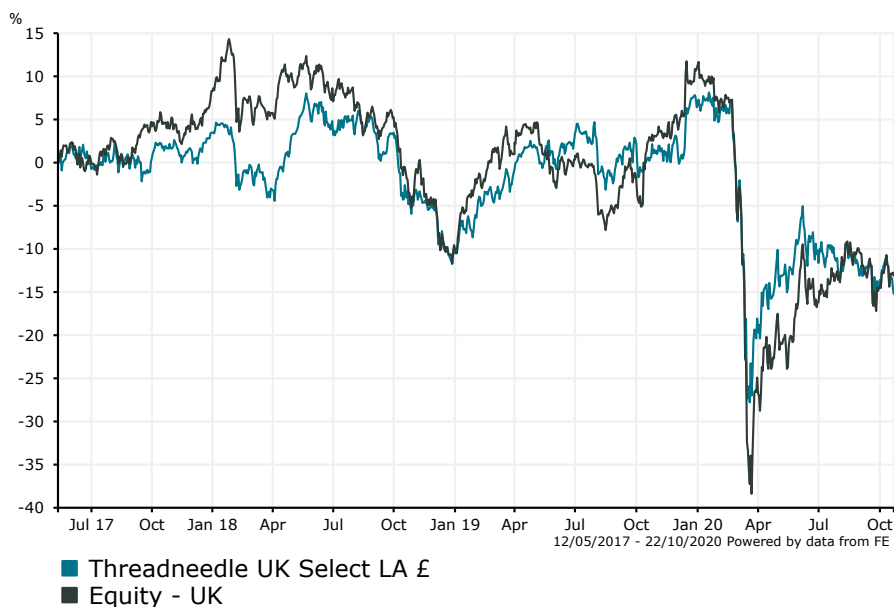


Fund Aim

The Fund aims to increase the value of your investment over the long term. It looks to outperform the FTSE All-Share Index over rolling 3-year periods, after the deduction of charges. The Fund is actively managed, and invests at least 90% of its assets in a concentrated portfolio of shares of companies listed on the London Stock Exchange; predominantly UK companies. The Fund selects companies in which the fund manager has a high conviction that the current share price does not reflect the growth prospects for that business. These companies may be of any size, from any industry or economic sector, with significant sector and share weightings taken at the fund manager's discretion. The FTSE All-Share Index is regarded as an appropriate performance measure of the UK stock market, with over 600 companies currently included. It provides a suitable target benchmark against which Fund performance will be measured and evaluated over time. The Fund typically invests in fewer than 50 companies, which may include shares of some companies not within the Index. The Fund may also invest in other assets such as cash and deposits, and hold other funds (including funds managed by Columbia Threadneedle companies) when deemed appropriate.

Sector: Equity - UK

Performance



Discrete Performance - 12 months to 31/12/19

	2019	2018	2017	2016	2015
Fund	18.78	-13.42	-	-	-
Stock Sector Average	22.65	-16.48	21.41	-7.01	-2.17

Cumulative Performance to 30/09/20

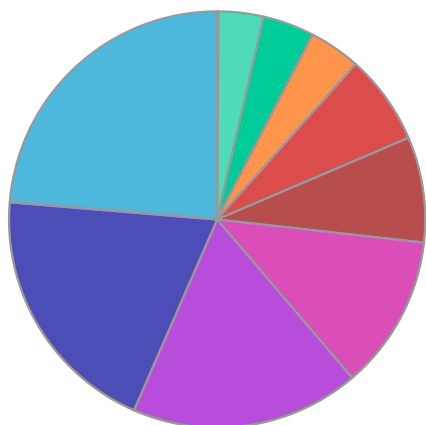
	1 Yr	2 Yrs	3 Yrs	4 Yrs	5 Yrs
Fund	-16.71	-17.19	-14.59	-	-
Stock Sector Average	-13.48	-18.73	-18.38	-5.91	-9.26

Performance Analysis - Annualised 3 years

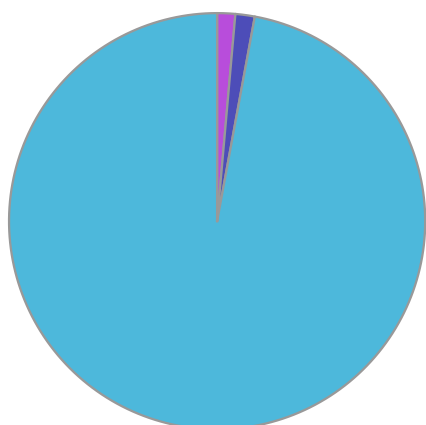
	Growth Rate %	Volatility	Alpha	Beta	Sharpe
Fund	-5.12	14.83	-0.96	0.67	-0.01
Stock Sector Average	-6.54	19.61	0.00	1.00	-0.02

Threadneedle **UK Select LA £**

Fund Composition



	(%)
Financials	23.70
Consumer Goods	19.80
Consumer Services	17.80
Health Care	12.00
Industrials	8.20
Basic Materials	7.00
Cash & Cash Equivalents	4.00
Telecommunications	4.00
Oil & Gas	3.50
Money Market	0.10



	(%)
UK Equities	97.10
Cash & Cash Equivalents	1.50
Money Market	1.40

Largest Holdings

Holdings	(%)
ASTRAZENECA PLC	6.60
BRITISH AMERICAN TOBACCO	6.00
GLAXOSMITHKLINE	5.30
SCHRODERS PLC	4.10
ST JAMES'S PLACE PLC	4.00

Holdings	(%)
DIAGEO	3.80
LONDON STOCK EXCHANGE GROUP	3.80
INTERMEDIATE CAPITAL GROUP	3.60
ROYAL DUTCH SHELL PLC	3.50
BHP GROUP LTD	3.50

* Data supplied by fund managers regarding fixed interests funds may not specify yield type. As the provision of redemption yield is an FCA regulatory requirement Novia assumes these are used.

Important Information

Performance details and yields are as at 30/09/2020. Performance figures are inclusive of net reinvested income. Source: FE. This document is designed only for professional investors and experienced advisers. The value of investments and the income gained may fluctuate. Investors may not get back the full amount invested. Past performance is not a guide to the future.