

iShares Ovr15YsGItsIndx(UK) D A£

Fund Information

Sector
IA UK Gilts

Manager's Name
Francis Rayner

Date Manager Appointed
Mar 2017

Launch Date
Mar 2017

Fund Size(£m)
£1742.76

Yield* (See page2)
1.08 %

XD Dates
Sep 01, Mar 02, Feb 28

Last Distribution
01/09/20 (XD Date)
30/10/20 (Pay Date)
0.74(Distribution)

OCF
0.16 %

Morningstar Analyst Rating

N/A

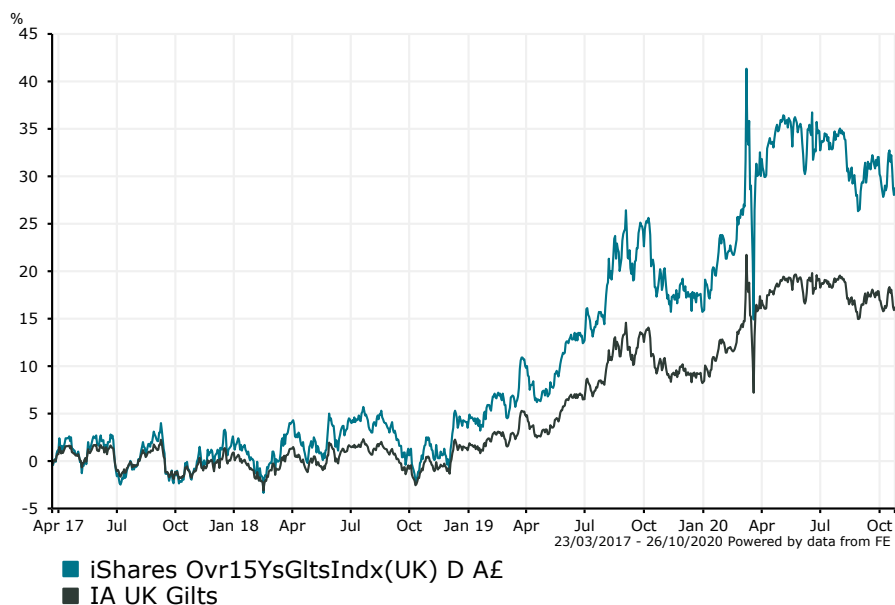
FE Crown Rating

Fund Aim

The Fund aims to provide a return on your investment (generated through an increase in the value of the assets held by the Fund and/or income received from those assets) by tracking closely the performance of the FTSE Actuaries UK Gilts Conventional Over 15 Years Index, the Fund's benchmark index. The Fund is passively managed and the investment adviser has discretion to select the Fund's investments and in doing so may take into consideration the Benchmark Index. The Fund invests in fixed income securities (such as bonds) that make up the benchmark index and, at the time of purchase, comply with the credit rating requirements of the benchmark index. The benchmark index measures the performance Sterling denominated United Kingdom (UK) Government fixed income securities (gilts). The fixed income securities will have a credit rating which reflects that of the UK Government. The fixed income securities will pay income according to a fixed rate of interest. They will have a minimum remaining time to maturity (i.e. the time until they become due for repayment) of 15 years.

Sector: IA UK Gilts

Performance



Discrete Performance - 12 months to 31/12/19

	2019	2018	2017	2016	2015
Fund	11.80	0.88	-	-	-
Stock Sector Average	7.00	0.25	1.72	11.06	-0.26

Cumulative Performance to 30/09/20

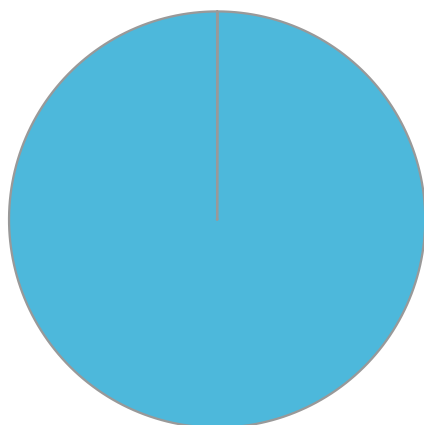
	1 Yr	2 Yrs	3 Yrs	4 Yrs	5 Yrs
Fund	6.29	30.34	34.03	-	-
Stock Sector Average	4.12	18.42	19.54	12.84	30.09

Performance Analysis - Annualised 3 years

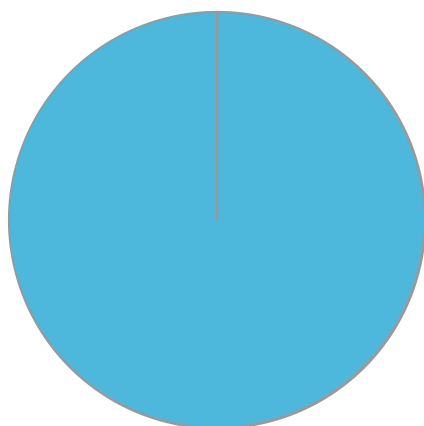
	Growth Rate %	Volatility	Alpha	Beta	Sharpe
Fund	10.26	11.10	0.08	1.67	0.61
Stock Sector Average	6.13	6.62	0.00	1.00	0.40

iShares Ovr15YsGiltIndx(UK) D A£

Fund Composition



	(%)
UK Gilts	99.97
Money Market	0.03



	(%)
UK	99.97
Money Market	0.03

Largest Holdings

Holdings	(%)
HM TREASURY UNITED KINGDOM DMO 4.25% GILT 07/12/55 GBP0.01	6.58
HM TREASURY UNITED KINGDOM DMO 4% GILT 22/01/60 GBP0.01	6.11
HM TREASURY UNITED KINGDOM DMO 4.5% GILT 7/12/42 GBP	5.78
HM TREASURY UNITED KINGDOM DMO 4.25% GILT 07/03/36 GBP0.01	5.50
HM TREASURY UNITED KINGDOM DMO 3.5% GILT 22/01/45 GBP	5.41

Holdings	(%)
HM TREASURY UNITED KINGDOM DMO 4.75% GILT 07/12/38 GBP	5.31
HM TREASURY UNITED KINGDOM DMO 3.75% GILT 22/07/52 GBP0.01	5.24
HM TREASURY UNITED KINGDOM DMO 4.25% GILT 7/12/46	5.18
UK TREASURY 3.25 22/01/44 (GBP)	5.05
HM TREASURY UNITED KINGDOM DMO 3.5% GILT 22/07/68 GBP0.01 (MAR 15) WI	5.02

* Data supplied by fund managers regarding fixed interests funds may not specify yield type. As the provision of redemption yield is an FCA regulatory requirement Novia assumes these are used.

Important Information

Performance details and yields are as at 30/09/2020. Performance figures are inclusive of net reinvested income. Source: FE. This document is designed only for professional investors and experienced advisers. The value of investments and the income gained may fluctuate. Investors may not get back the full amount invested. Past performance is not a guide to the future.