

## Schroder US Eq Inc Maximiser Z Inc

### Fund Information

**Sector**

IA North America

**Manager's Name**

 Mike Hodgson  
 Jeeagar Jagani  
 Scott Thomson  
 Ghokulan Manickavasagar

**Date Manager Appointed**

Apr 2017

**Launch Date**

Apr 2017

**Fund Size(£m)**

£200.17

**Yield\*** (See page2)

4.99 %

**XD Dates**

Jul 21, Apr 21, Jan 21, Oct 21

**Last Distribution**

 21/07/20 (XD Date)  
 18/09/20 (Pay Date)  
 0.68(Distribution)

**OCF**

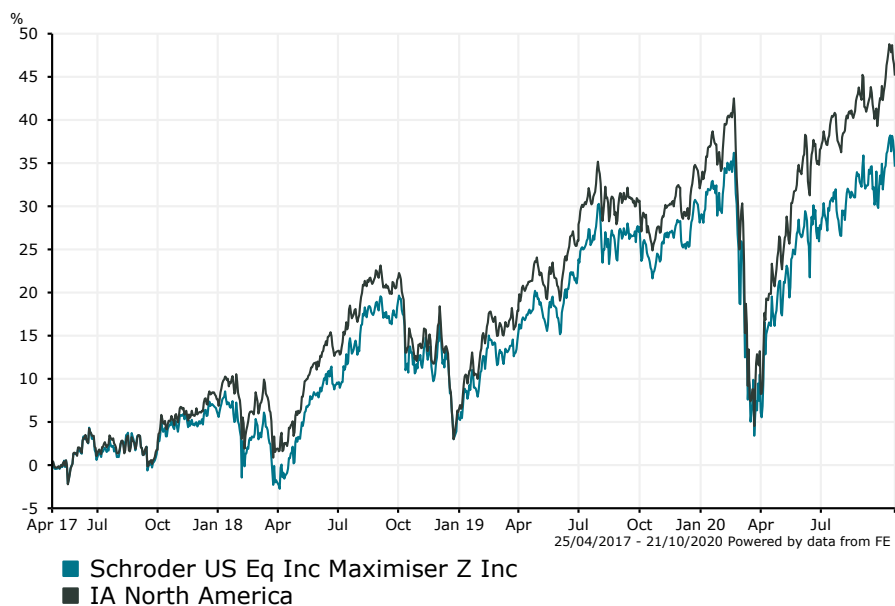
0.49 %

### Fund Aim

The fund aims to provide income by investing in equities of large US companies. The fund aims to deliver an income of 5% per year but this is not guaranteed and could change depending on market conditions.

**Sector:** IA North America

### Performance



#### Discrete Performance - 12 months to 31/12/19

	2019	2018	2017	2016	2015
Fund	21.47	-0.75	-	-	-
Stock Sector Average	24.41	-1.37	10.53	29.31	4.18

#### Cumulative Performance to 30/09/20

	1 Yr	2 Yrs	3 Yrs	4 Yrs	5 Yrs
Fund	4.34	12.03	30.87	-	-
Stock Sector Average	9.12	17.24	39.90	60.37	108.57

#### Performance Analysis - Annualised 3 years

	Growth Rate %	Volatility	Alpha	Beta	Sharpe
Fund	9.38	14.41	-1.25	0.91	0.41
Stock Sector Average	11.84	15.60	0.00	1.00	0.53

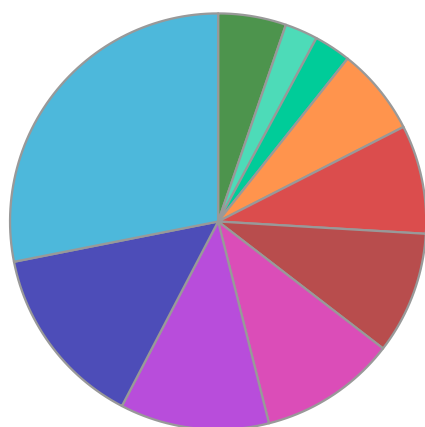
**Morningstar Analyst Rating**

N/A

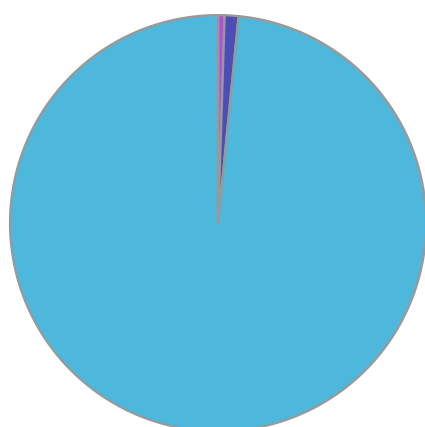
**FE Crown Rating**


Schroder **US Eq Inc Maximiser Z Inc**

**Fund Composition**



	(%)
Information Technology	28.10
Health Care	14.25
Consumer Discretionary	11.58
Communications	10.63
Financials	9.50
Industrials	8.45
Consumer Staples	6.80
Utilities	2.86
Real Estate	2.55
Others	5.28



	(%)
US Equities	98.43
Money Market	1.07
UK Equities	0.50

**Largest Holdings**

Holdings	(%)
APPLE INC	6.80
MICROSOFT CORP	5.77
AMAZON.COM INC	4.78
ALPHABET INC	3.13
FACEBOOK INC	2.30

Holdings	(%)
BERKSHIRE HATHAWAY INC	1.46
JOHNSON & JOHNSON	1.39
VISA INC	1.24
NVIDIA CORP	1.21
PROCTER & GAMBLE CO	1.21

\* Data supplied by fund managers regarding fixed interests funds may not specify yield type. As the provision of redemption yield is an FCA regulatory requirement Novia assumes these are used.

**Important Information**

Performance details and yields are as at 30/09/2020. Performance figures are inclusive of net reinvested income. Source: FE. This document is designed only for professional investors and experienced advisers. The value of investments and the income gained may fluctuate. Investors may not get back the full amount invested. Past performance is not a guide to the future.