

## Guinness Asian Eq Inc Y Dis GBP

### Fund Information

**Sector**

Equity - Asia Pacific ex Japan

**Manager's Name**

Edmund Harriss  
Mark Hammonds

**Date Manager Appointed**

Dec 2013

**Launch Date**

May 2017

**Fund Size(£m)**

£162.70

**Yield\*** (See page2)

3.45 %

**XD Dates**

Jul 01, Jan 02

**Last Distribution**

01/07/20 (XD Date)

31/07/20 (Pay Date)

0.15(Distribution)

**OCF**

0.99 %

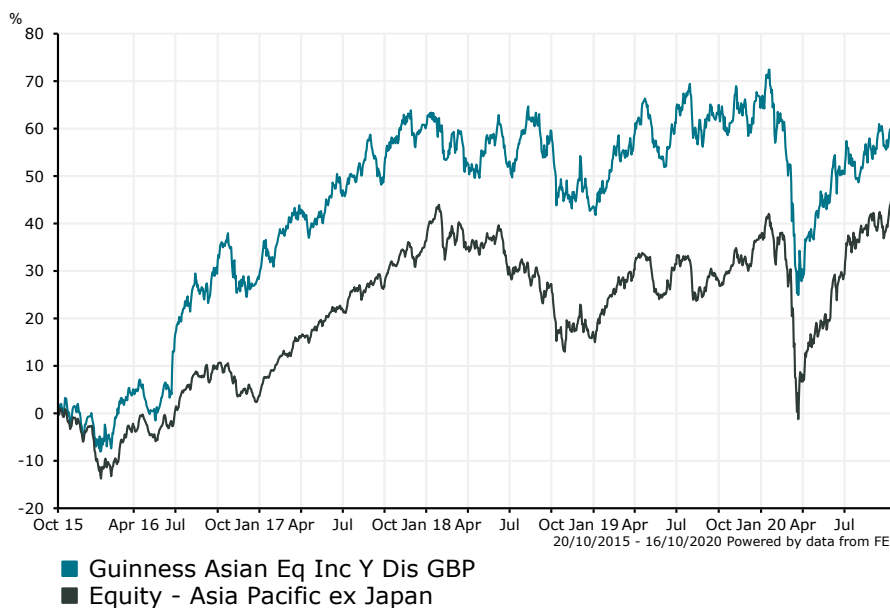
### Fund Aim

The investment objective of the Fund is to provide investors with both income and long-term capital appreciation. To do this the fund invests in the shares of a range of companies doing business in Asia.

The fund will normally invest in at least four different countries.

**Sector:** Equity - Asia Pacific ex Japan

### Performance



**Morningstar Analyst Rating**  
N/A

**FE Crown Rating**  
👑👑👑👑👑

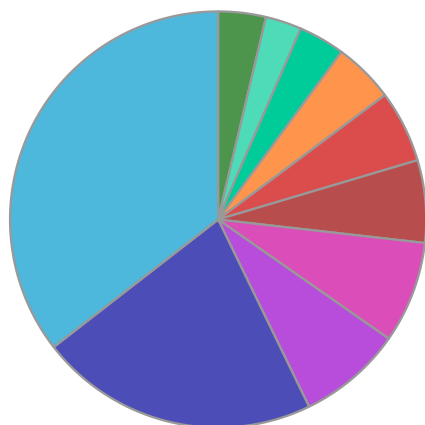
Discrete Performance - 12 months to 31/12/19					
	2019	2018	2017	2016	2015
Fund	14.42	-10.26	24.74	28.23	1.15
Stock Sector Average	16.87	-14.04	31.56	6.44	-6.76

Cumulative Performance to 30/09/20					
	1 Yr	2 Yrs	3 Yrs	4 Yrs	5 Yrs
Fund	-4.59	-2.55	3.93	20.20	62.77
Stock Sector Average	8.47	9.15	9.58	27.07	49.53

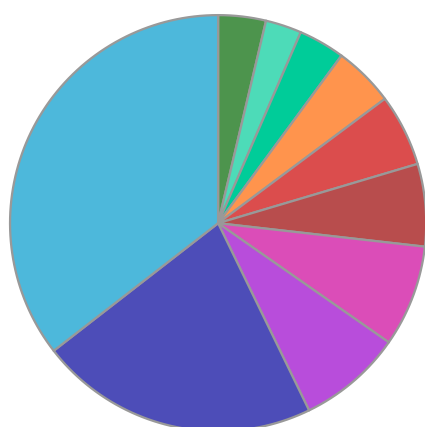
Performance Analysis - Annualised 3 years					
	Growth Rate %	Volatility	Alpha	Beta	Sharpe
Fund	1.29	14.52	-1.04	0.77	0.00
Stock Sector Average	3.10	16.53	0.00	1.00	0.00

**Guinness Asian Eq Inc Y Dis GBP**

**Fund Composition**



	(%)
Chinese Equities	35.50
Taiwanese Equities	21.70
Australian Equities	8.10
Singapore Equities	7.90
South Korean Equities	6.40
US Equities	5.60
Thai Equities	4.70
Indian Equities	3.60
Hong Kong Equities	2.80
Others	3.70



	(%)
China	35.50
Taiwan	21.70
Australia	8.10
Singapore	7.90
Korea	6.40
USA	5.60
Thailand	4.70
India	3.60
Hong Kong	2.80
Others	3.70

**Largest Holdings**

Holdings	(%)
SHENHUA INTERNATIONAL LTD	3.70
HANON SYSTEMS	3.60
TECH MAHINDRA	3.60
INNER MONGOLIA YILI ENERGY CO LTD	3.10
ZHEJIANG SUPOR COOKWARE CO.LTD	3.10

Holdings	(%)
QUALCOMM INC	3.00
SOUFEIYA HOME COLLECTION CO LTD	3.00
NIEN MADE ENTERPRISE CO LTD	2.90
KT&G CORP	2.80
LINK REAL ESTATE INVESTMENT TRUST UTS	2.80

\* Data supplied by fund managers regarding fixed interests funds may not specify yield type. As the provision of redemption yield is an FCA regulatory requirement Novia assumes these are used.

**Important Information**

Performance details and yields are as at 30/09/2020. Performance figures are inclusive of net reinvested income. Source: FE. This document is designed only for professional investors and experienced advisers. The value of investments and the income gained may fluctuate. Investors may not get back the full amount invested. Past performance is not a guide to the future.