

UBS ETFMSCIJapUCT Hg GBP A A

Fund Information

Sector
Equity - Japan

Manager's Name
Kaushik Patel

Date Manager Appointed
Oct 2014

Launch Date
Jul 2017

Fund Size(£m)
£254592.31

Yield* (See page2)
0.00 %

XD Dates
N/A

Last Distribution
N/A (XD Date)
N/A (Pay Date)
N/A(Distribution)

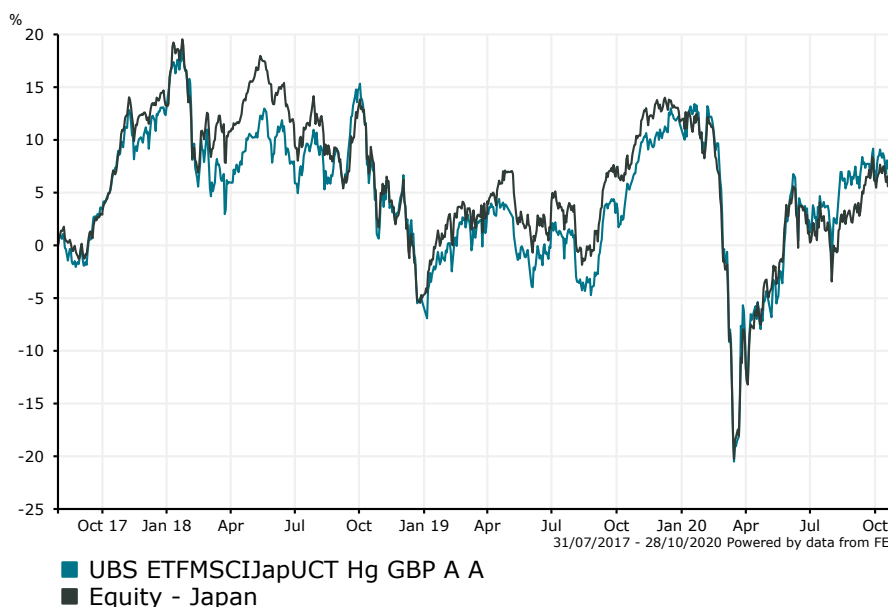
OCF
0.29 %

Fund Aim

The UBS ETF – MSCI Japan UCITS ETF sub-fund aims to track, before expenses, the price and income performance of the price of the MSCI Japan Index (Net Return) (this subfund's "Index"); Additionally currency hedged share classes aim to reduce the impact of currency fluctuations between their reference currency and the index currency by selling currency forwards at the one-month forward rate in accordance with the hedging methodology of the Index's currency-hedged index variant as referred to in relation to each hedged share class below

Sector: Equity - Japan

Performance



Morningstar Analyst Rating

N/A

FE Crown Rating

Discrete Performance - 12 months to 31/12/19

	2019	2018	2017	2016	2015
Fund	17.83	-15.74	-	-	-
Stock Sector Average	17.36	-15.91	22.25	5.09	8.30

Cumulative Performance to 30/09/20

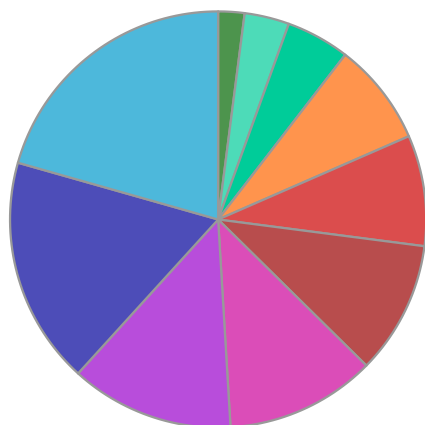
	1 Yr	2 Yrs	3 Yrs	4 Yrs	5 Yrs
Fund	3.85	-6.73	3.43	-	-
Stock Sector Average	-0.34	-5.93	3.14	21.21	33.50

Performance Analysis - Annualised 3 years

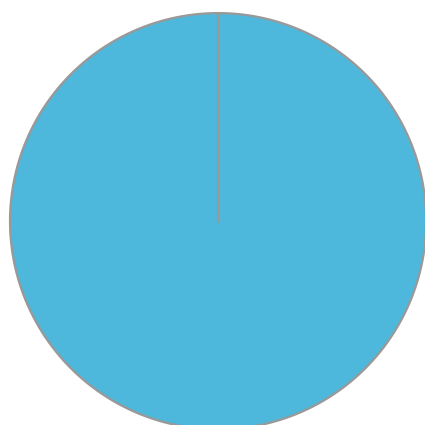
	Growth Rate %	Volatility	Alpha	Beta	Sharpe
Fund	1.13	16.12	0.25	0.98	0.00
Stock Sector Average	1.04	15.50	0.00	1.00	0.00

UBS ETFMSCIJapUCT Hg GBP A A

Fund Composition



	(%)
Industrials	20.60
Consumer Discretionary	17.65
Information Technology	12.70
Health Care	11.67
Communications	10.33
Financial Services	8.60
Consumer Staples	7.99
Materials	4.94
Real Estate	3.48
Others	2.04



	(%)
Japanese Equities	100.00

Largest Holdings

Holdings	(%)
TOYOTA MOTOR CORP	3.94
SOFTBANK GROUP CORP	2.72
SONY CORP	2.72
KEYENCE CORP	2.40
NINTENDO CO	1.79

Holdings	(%)
TAKEDA PHARMACEUTICAL CO	1.58
DAIICHI SANKYO CO LTD	1.47
RECRUIT HLDGS CO LTD	1.42
MITSUBISHI UFJ FINANCIAL GROUP	1.36
SHIN-ETSU CHEMICAL CO	1.30

* Data supplied by fund managers regarding fixed interests funds may not specify yield type. As the provision of redemption yield is an FCA regulatory requirement Novia assumes these are used.

Important Information

Performance details and yields are as at 30/09/2020. Performance figures are inclusive of net reinvested income. Source: FE. This document is designed only for professional investors and experienced advisers. The value of investments and the income gained may fluctuate. Investors may not get back the full amount invested. Past performance is not a guide to the future.