

GAM Emerging Equity I Acc GBP

Fund Information

Sector

IA Unclassified

Manager's Name

 Tim Love
 Joaquim Nogueira

Date Manager Appointed

Jun 2017

Launch Date

Jun 2017

Fund Size (£m)

£555.57

Yield* (See page2)

0.00 %

XD Dates

Jan 02, Jul 01

Last Distribution

 02/01/20 (XD Date)
 28/02/20 (Pay Date)
 0.16(Distribution)

OCF

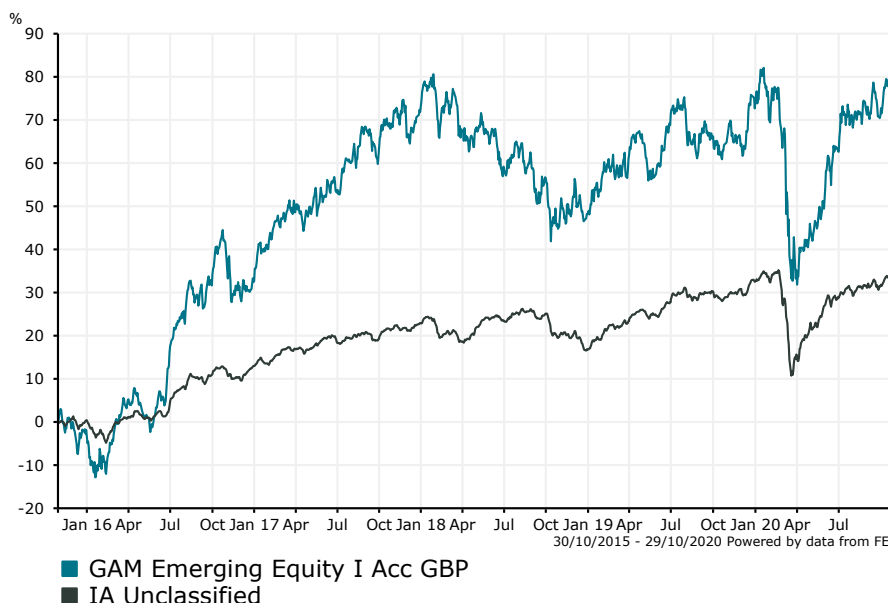
1.10 %

Fund Aim

The investment objective of the Fund is to provide capital appreciation by investing at least 85% of its net assets in GAM Multistock – Emerging Equity (the "Master Fund"), the investment objective of which is to achieve long-term capital growth. For this purpose, the Master Fund invests at least two thirds of its assets in carefully selected shares and other equity securities of companies in emerging economies. Through the link between the Shanghai and Hong Kong stock exchanges (Shanghai-Hong Kong Stock Connect), the Fund can invest directly in Chinese A shares. In addition, investments in China B and H shares can be built up.

Sector: IA Unclassified

Performance


Morningstar Analyst Rating

N/A

FE Crown Rating

Discrete Performance - 12 months to 31/12/19

	2019	2018	2017	2016	2015
Fund	16.55	-13.79	29.79	34.94	-8.70
Stock Sector Average	13.50	-5.04	8.78	12.56	1.72

Cumulative Performance to 30/09/20

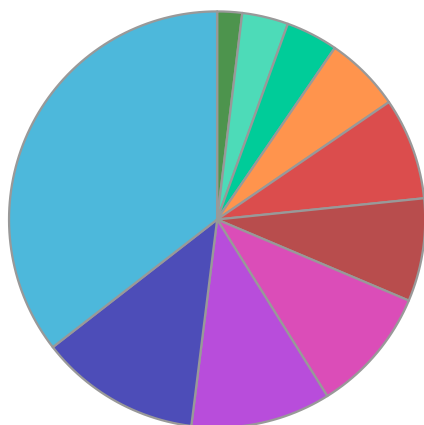
	1 Yr	2 Yrs	3 Yrs	4 Yrs	5 Yrs
Fund	3.26	9.15	5.74	29.96	80.92
Stock Sector Average	0.87	5.10	10.19	18.53	35.73

Performance Analysis - Annualised 3 years

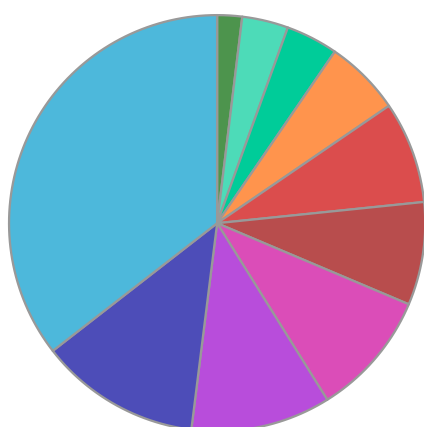
	Growth Rate %	Volatility	Alpha	Beta	Sharpe
Fund	1.88	16.19	-2.35	1.52	0.00
Stock Sector Average	3.29	9.09	0.00	1.00	0.00

GAM Emerging Equity I Acc GBP

Fund Composition



	(%)
Chinese Equities	35.51
Global Equities	12.51
South Korean Equities	10.86
Taiwanese Equities	9.75
Money Market	8.00
Indian Equities	7.91
Brazilian Equities	5.89
South African Equities	4.05
Russian Equities	3.59
Asia Pacific Emerging Equities	1.93



	(%)
China	35.51
Others	12.51
Korea	10.86
Taiwan	9.75
Money Market	8.00
India	7.91
Brazil	5.89
South Africa	4.05
Russia	3.59
Vietnam	1.93

Largest Holdings

Holdings	(%)
ALIBABA GROUP HLDG LTD	8.66
TENCENT HLDGS LTD	6.65
TAIWAN SEMICONDUCTOR MANUFACTURING	5.56
SAMSUNG ELECTRONICS CO	3.00
SAMSUNG ELECTRONICS CO	2.64

Holdings	(%)
NASPERS	1.94
RELIANCE INDUSTRIES	1.91
SK HYNIX INC	1.89
DELTA ELECTRONICS INC	1.46
MEITUAN	1.17

* Data supplied by fund managers regarding fixed interests funds may not specify yield type. As the provision of redemption yield is an FCA regulatory requirement Novia assumes these are used.

Important Information

Performance details and yields are as at 30/09/2020. Performance figures are inclusive of net reinvested income. Source: FE. This document is designed only for professional investors and experienced advisers. The value of investments and the income gained may fluctuate. Investors may not get back the full amount invested. Past performance is not a guide to the future.