

## ErzAlpDEXUCTS A AN£

### Fund Information

**Sector**

Equity - Europe ex UK

**Manager's Name**

First Trust Advisors

**Date Manager Appointed**

Oct 2014

**Launch Date**

Oct 2014

**Fund Size(£m)**

£120.56

**Yield\*** (See page2)

0.00 %

**XD Dates**

N/A

**Last Distribution**

N/A (XD Date)

N/A (Pay Date)

N/A(Distribution)

**OCF**

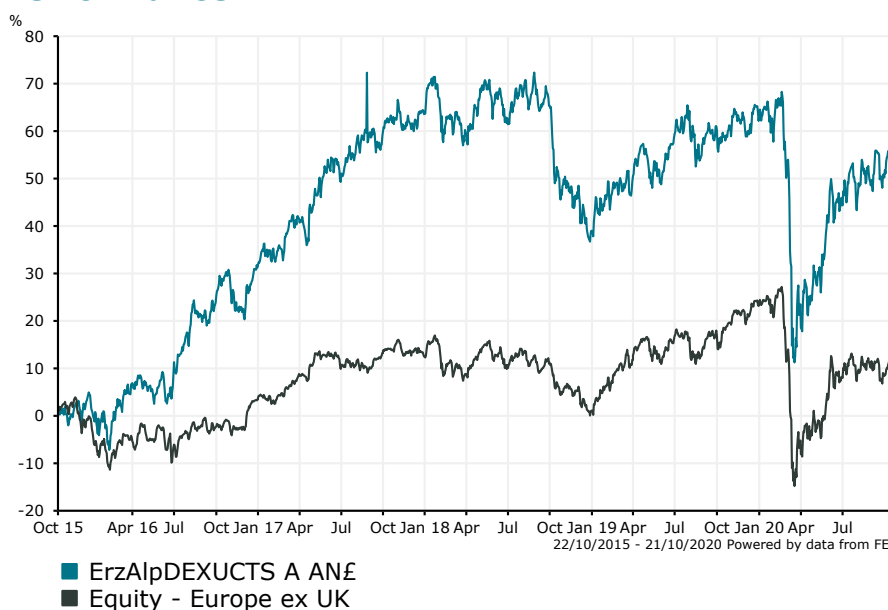
0.65 %

### Fund Aim

The Fund aims to provide investors with a total return, taking into account capital and income returns, which reflects the return of the NASDAQ AlphaDEX Eurozone Index (the "Index"). The Index employs the AlphaDEX stock selection methodology which uses fundamental growth and value factors to objectively select stocks from the NASDAQ Eurozone Index which may generate positive alpha relative to traditional passive indices.

**Sector:** Equity - Europe ex UK

### Performance


**Morningstar Analyst Rating**

N/A

**FE Crown Rating**

**Discrete Performance - 12 months to 31/12/19**

|                      | 2019  | 2018   | 2017  | 2016  | 2015 |
|----------------------|-------|--------|-------|-------|------|
| Fund                 | 16.64 | -15.02 | 24.63 | 25.69 | 9.32 |
| Stock Sector Average | 21.82 | -10.15 | 8.74  | 3.93  | 6.59 |

**Cumulative Performance to 30/09/20**

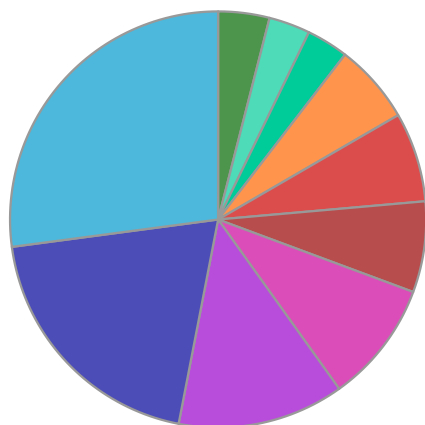
|                      | 1 Yr  | 2 Yrs | 3 Yrs | 4 Yrs | 5 Yrs |
|----------------------|-------|-------|-------|-------|-------|
| Fund                 | -6.71 | -9.15 | -5.47 | 21.25 | 58.99 |
| Stock Sector Average | -8.12 | -2.33 | -4.28 | 11.00 | 14.23 |

**Performance Analysis - Annualised 3 years**

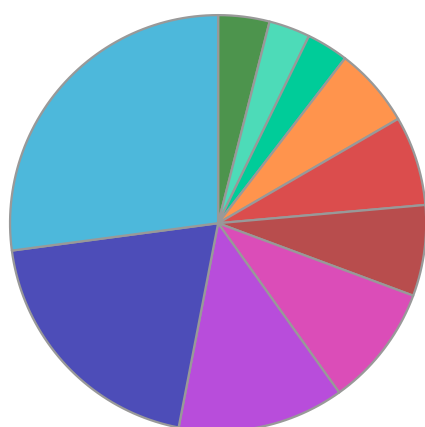
|                      | Growth Rate % | Volatility | Alpha | Beta | Sharpe |
|----------------------|---------------|------------|-------|------|--------|
| Fund                 | -1.86         | 16.34      | -0.05 | 1.06 | -0.01  |
| Stock Sector Average | -1.45         | 14.20      | 0.00  | 1.00 | -0.01  |

**ErzAlpDEXUCTS A AN£**

**Fund Composition**



|                     | (%)   |
|---------------------|-------|
| German Equities     | 27.10 |
| French Equities     | 19.86 |
| Dutch Equities      | 12.92 |
| Italian Equities    | 9.46  |
| Spanish Equities    | 7.06  |
| Finnish Equities    | 6.96  |
| Belgian Equities    | 6.20  |
| Luxembourg Equities | 3.25  |
| Austrian Equities   | 3.21  |
| Others              | 3.98  |



|             | (%)   |
|-------------|-------|
| Germany     | 27.10 |
| France      | 19.86 |
| Netherlands | 12.92 |
| Italy       | 9.46  |
| Spain       | 7.06  |
| Finland     | 6.96  |
| Belgium     | 6.20  |
| Luxembourg  | 3.25  |
| Austria     | 3.21  |
| Others      | 3.98  |

**Largest Holdings**

| Holdings                 | (%)  |
|--------------------------|------|
| ADYEN                    | 1.90 |
| SARTORIUS STEDIM BIOTECH | 1.49 |
| SARTORIUS                | 1.46 |
| EUROFINS SCIENTIFIC SE   | 1.39 |
| BECHTLE AG               | 1.37 |

| Holdings                                  | (%)  |
|---|------|
| ARGENX SE                                 | 1.36 |
| ASM INTERNATIONAL NV                      | 1.26 |
| SIEMENS GAMESA RENEWABLE ENERGY SA        | 1.25 |
| RWE AG(NEU)                               | 1.24 |
| PORSCHE AUTOMOBIL HLDG SE NON VTG PRF NPV | 1.22 |

\* Data supplied by fund managers regarding fixed interests funds may not specify yield type. As the provision of redemption yield is an FCA regulatory requirement Novia assumes these are used.

**Important Information**

Performance details and yields are as at 30/09/2020. Performance figures are inclusive of net reinvested income. Source: FE. This document is designed only for professional investors and experienced advisers. The value of investments and the income gained may fluctuate. Investors may not get back the full amount invested. Past performance is not a guide to the future.