

USLgCpCAIDX A AN£

Fund Information

Sector
Equity - USA

Manager's Name
First Trust Advisors

Date Manager Appointed
Apr 2013

Launch Date
Apr 2013

Fund Size (£m)
£81.77

Yield* (See page2)
0.00 %

XD Dates
N/A

Last Distribution
N/A (XD Date)
N/A (Pay Date)
N/A (Distribution)

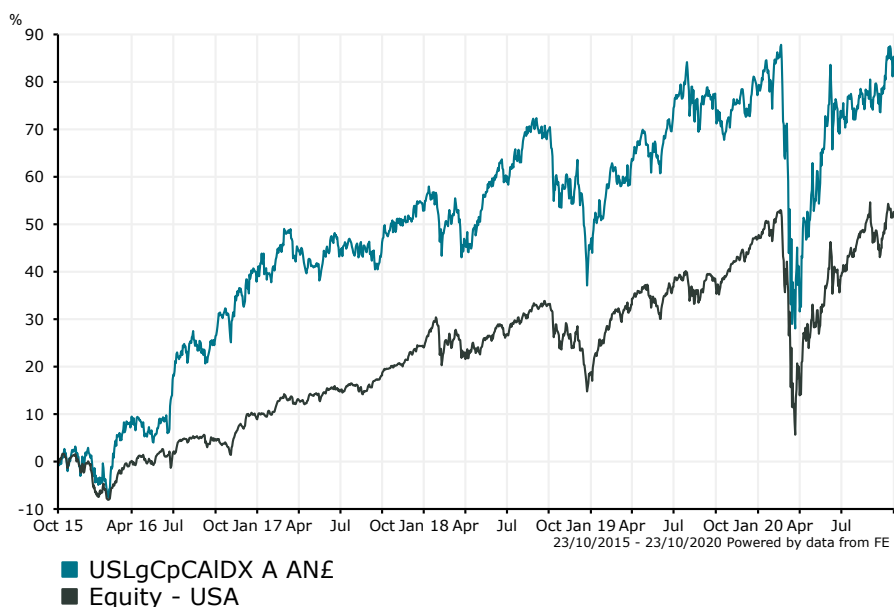
OCF
0.65 %

Fund Aim

The Fund seeks to provide investors with a total return, taking into account capital and income returns, which reflects the NASDAQ AlphaDEX Large Cap Core Index (the "Index"), before fees and expenses. The Index is a modified equally-weighted index that employs the unique AlphaDEX stock selection methodology, using fundamental growth and value factors to objectively select stocks from the NASDAQ U.S. 500 Large Cap Index, with the aim to generate positive alpha relative to traditional passive indices.

Sector: Equity - USA

Performance



Morningstar Analyst Rating

N/A

FE Crown Rating



Discrete Performance - 12 months to 31/12/19

	2019	2018	2017	2016	2015
Fund	21.80	-4.82	10.83	35.66	1.33
Stock Sector Average	23.79	-4.37	14.04	9.44	-0.29

Cumulative Performance to 30/09/20

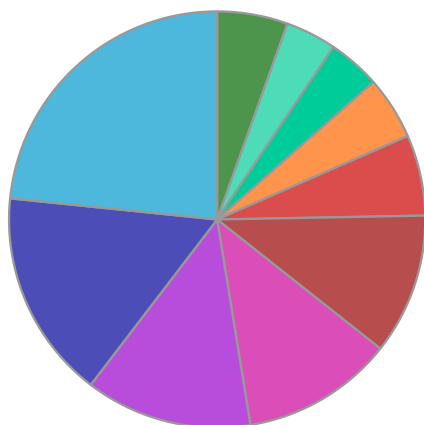
	1 Yr	2 Yrs	3 Yrs	4 Yrs	5 Yrs
Fund	0.13	4.72	23.34	41.68	86.63
Stock Sector Average	6.55	10.90	24.94	40.91	55.47

Performance Analysis - Annualised 3 years

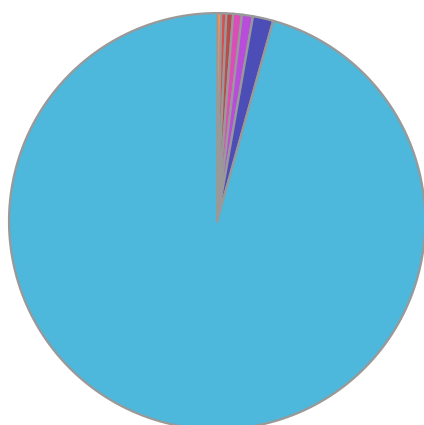
	Growth Rate %	Volatility	Alpha	Beta	Sharpe
Fund	7.24	18.38	-0.78	1.11	0.20
Stock Sector Average	7.71	14.98	0.00	1.00	0.28

USLgCpCAIDX A AN£

Fund Composition



	(%)
Information Technology	23.38
Financials	16.23
Health Care	12.95
Industrials	11.79
Consumer Discretionary	10.95
Communications	6.27
Utilities	4.91
Consumer Staples	4.07
Materials	3.96
Others	5.49



	(%)
USA	95.66
Ireland	1.58
Netherlands	0.85
Switzerland	0.68
Bermuda	0.52
Panama	0.39
Liberia	0.32

Largest Holdings

Holdings	(%)
TESLA INC	0.82
SQUARE INC	0.65
DR HORTON INC	0.57
PULTE GROUP INC	0.57
TARGET CORP	0.55

Holdings	(%)
LENNAR CORP	0.55
QUALCOMM INC	0.54
MGM RESORTS INTERNATIONAL	0.54
EPAM SYSTEMS INC	0.54
APPLE INC	0.53

* Data supplied by fund managers regarding fixed interests funds may not specify yield type. As the provision of redemption yield is an FCA regulatory requirement Novia assumes these are used.

Important Information

Performance details and yields are as at 30/09/2020. Performance figures are inclusive of net reinvested income. Source: FE. This document is designed only for professional investors and experienced advisers. The value of investments and the income gained may fluctuate. Investors may not get back the full amount invested. Past performance is not a guide to the future.