



## HSBC Gbl Strat Adv Prtf C Acc

### Fund Information

**Sector**

IA Volatility Managed

**Manager's Name**

HSBC AMG Multi Asset Team

**Date Manager Appointed**

Oct 2018

**Launch Date**

Aug 2017

**Fund Size (£m)**

£60.18

**Yield\*** (See page2)

1.14 %

**XD Dates**

Apr 16, Oct 16

**Last Distribution**

16/04/20 (XD Date)

15/06/20 (Pay Date)

0.63(Distribution)

**OCF**

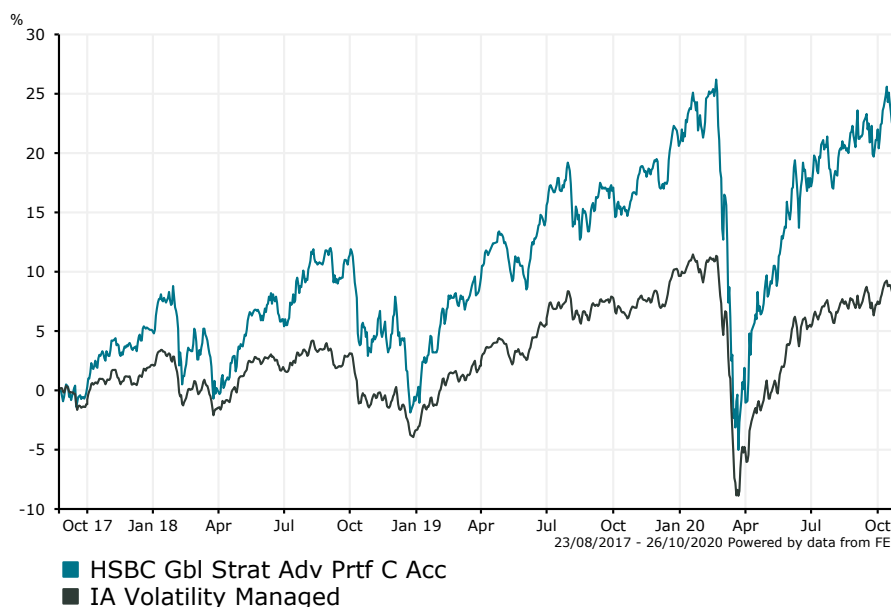
0.23 %

### Fund Aim

To provide capital growth through diversified investment across global markets with a bias towards equities.

**Sector:** IA Volatility Managed

### Performance



**Morningstar Analyst Rating**  
N/A

**FE Crown Rating**

#### Discrete Performance - 12 months to 31/12/19

	2019	2018	2017	2016	2015
Fund	21.66	-5.68	-	-	-
Stock Sector Average	13.47	-5.41	8.25	13.12	1.54

#### Cumulative Performance to 30/09/20

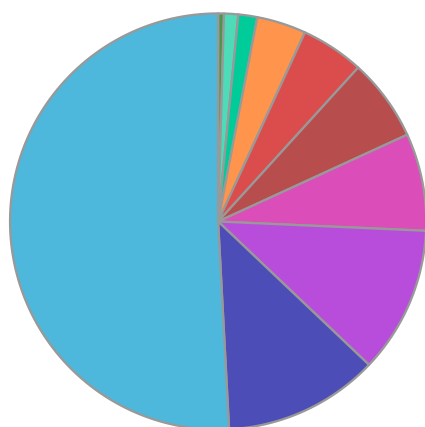
	1 Yr	2 Yrs	3 Yrs	4 Yrs	5 Yrs
Fund	3.68	8.90	21.35	-	-
Stock Sector Average	-0.58	4.15	8.51	16.04	33.88

#### Performance Analysis - Annualised 3 years

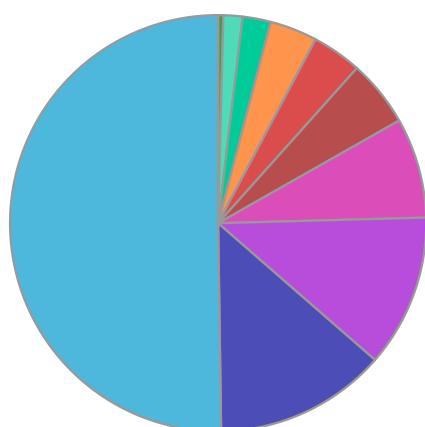
	Growth Rate %	Volatility	Alpha	Beta	Sharpe
Fund	6.66	13.41	2.98	1.41	0.24
Stock Sector Average	2.76	9.07	0.00	1.00	0.00

**HSBC Gbl Strat Adv Prtf C Acc**

**Fund Composition**



	(%)
US Equities	50.84
Global Emerging Market Equities	12.07
European Equities	11.38
Property	7.56
Japanese Equities	6.40
UK Equities	4.90
Asia Pacific ex Japan Equities	3.83
Global Corporate Fixed Interest	1.47
Money Market	1.10
Global Government Fixed Interest	0.45



	(%)
USA	50.23
Europe	13.36
Global Emerging Markets	11.84
Not Specified	7.78
Japan	5.17
UK	3.86
Asia Pacific ex Japan	3.69
Money Market	2.18
International	1.49
International	0.40

**Largest Holdings**

Holdings	(%)
HSBC AMERICAN INDEX INST ACC	32.61
ISHARES CORE S&P 500 ETF USD ACC	17.63
ISHARES EMERGMKTS IDX (IE) INSTL ACC USD	11.84
HSBC EUROPEAN INDEX INST ACC	11.46
ISHARES DEV RL ETT IDX (IE) INSTL ACC \$	7.78

Holdings	(%)
HSBC JAPAN INDEX INST ACC	5.17
HSBC FTSE 100 INDEX INSTL ACC	3.86
ISHARES PACIFIC INDEX (IE) INSTL ACC USD	3.69
HSBC GLOBAL LIQ STERLING LIQUIDITY Y	1.94
HSBC GLOBAL CORPORATE BOND INDEX ZQHUSD	1.49

\* Data supplied by fund managers regarding fixed interests funds may not specify yield type. As the provision of redemption yield is an FCA regulatory requirement Novia assumes these are used.

**Important Information**

Performance details and yields are as at 30/09/2020. Performance figures are inclusive of net reinvested income. Source: FE. This document is designed only for professional investors and experienced advisers. The value of investments and the income gained may fluctuate. Investors may not get back the full amount invested. Past performance is not a guide to the future.