

## S&W SaltusGthAsst I

### Fund Information

**Sector**

IA Unclassified

**Manager's Name**

N/A

**Date Manager Appointed**

N/A

**Launch Date**

Dec 2017

**Fund Size(£m)**

£64.00

**Yield\*** (See page2)

0.78 %

**XD Dates**

Mar 02

**Last Distribution**

02/03/20 (XD Date)

30/04/20 (Pay Date)

1.16(Distribution)

**OCF**

2.06 %

**Morningstar Analyst Rating**

N/A

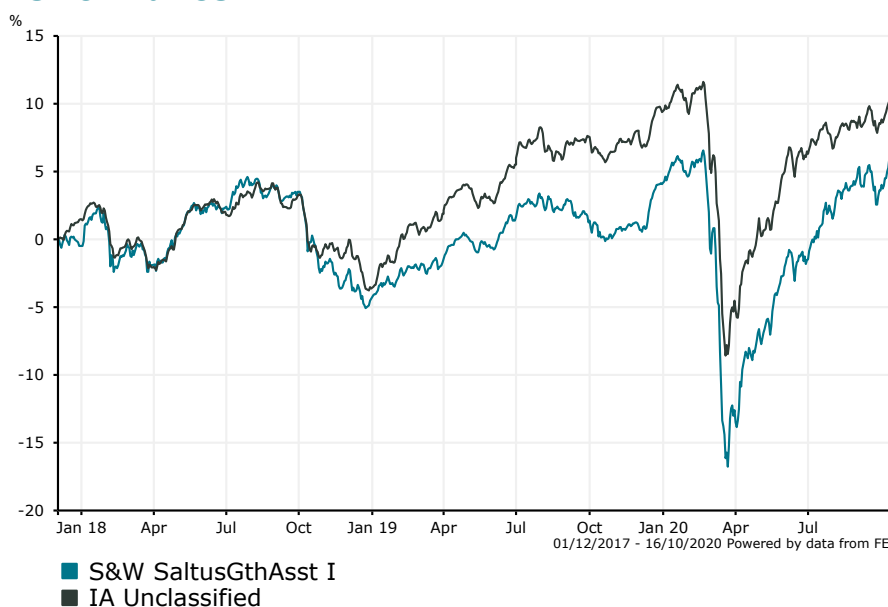
**FE Crown Rating**

### Fund Aim

The objective of the Sub-fund is to prioritise capital growth for investors with the potential for some income flow over a rolling 3 year period. The Sub-fund aims to achieve this goal by investing in a broad range of investments predominantly via other collective investment schemes which themselves invest in transferable securities, currencies, property, gold and cash. The Sub-fund may also invest in transferable securities, money market instruments, investment trusts, gold and cash. The investment policy is to create a widely diversified portfolio of investments across multiple asset classes, geographies, styles and strategies. It is the ACD's intention that derivatives and forward transactions will only be used for Efficient Portfolio Management. The Sub-fund may use derivatives and forward transactions for investment purposes on the giving of 60 days' notice to Shareholders. The use of derivatives for investment purposes may alter the risk profile of the Sub-fund. Investors should note that their capital is at risk and that the investment objective is intended as target and not any form of guarantee.

**Sector:** IA Unclassified

### Performance



#### Discrete Performance - 12 months to 31/12/19

	2019	2018	2017	2016	2015
Fund	8.85	-3.92	-	-	-
Stock Sector Average	13.50	-5.04	8.78	12.56	1.72

#### Cumulative Performance to 30/09/20

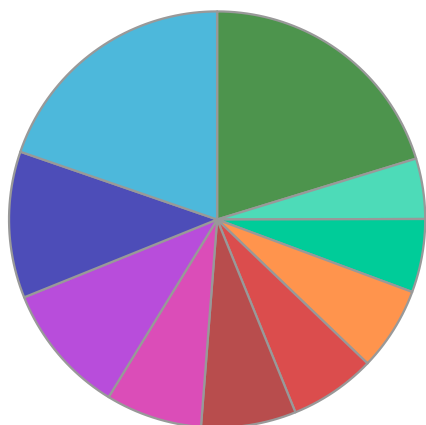
	1 Yr	2 Yrs	3 Yrs	4 Yrs	5 Yrs
Fund	2.33	0.09	-	-	-
Stock Sector Average	0.87	5.10	10.19	18.53	35.73

#### Performance Analysis - Annualised 3 years

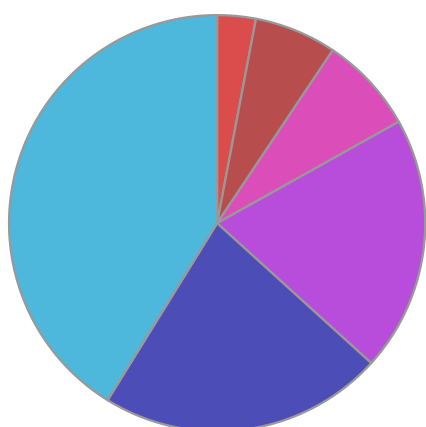
	Growth Rate %	Volatility	Alpha	Beta	Sharpe
Fund	-	-	-	-	-
Stock Sector Average	3.29	9.09	0.00	1.00	0.00

**S&W SaltusGthAsst I**

**Fund Composition**



	(%)
US Equities	19.72
Money Market	11.38
Commodity & Energy	10.17
UK Equities	7.49
Japanese Equities	7.38
Hedge	6.71
Convertibles	6.49
Alternative Assets	5.70
Other International Equities	4.69
Others	20.27



	(%)
USA	41.18
UK	22.09
Others	19.84
Japan	7.51
Asia	6.39
Europe	2.99

**Largest Holdings**

Holdings	(%)
ARTEMIS FUNDS (LUX) US EXT ALPHA IH GBP ACC	10.67
T. ROWE PRICE GLOBAL FOCUSED GROWTH EQUITY C9 ACC	7.46
FEDERATED HERMES UNCONSTRAINED CREDIT X HEDGED ACC GBP	7.15
SPARX FUND PLC JAPAN B GBP HDG	6.85
LEGG MASON WESTERN ASSET MACRO OPPORTUNITIES BOND PREMIER HEDGED ACC GBP	6.71

Holdings	(%)
LAZARD GLOBAL INVESTMENT FUNDS PLC RATHMORE ALTERNATIVE S DIS GBP HDG	6.49
DMS LATITUDE HORIZON I ACC GBP	6.37
MERIAN GOLD AND SILVER U1 ACC GBP	5.83
MI CHELVERTON UK EQUITY INCOME B INC	5.77
UBS (IRL) INVESTOR SELECTION-CURRENCY ALLOCATION RETURN STRATEGY I A1 ACC GBP	5.70

\* Data supplied by fund managers regarding fixed interests funds may not specify yield type. As the provision of redemption yield is an FCA regulatory requirement Novia assumes these are used.

**Important Information**

Performance details and yields are as at 30/09/2020. Performance figures are inclusive of net reinvested income. Source: FE. This document is designed only for professional investors and experienced advisers. The value of investments and the income gained may fluctuate. Investors may not get back the full amount invested. Past performance is not a guide to the future.