

Aviva Inv Gbl Eqty Endce 2

Fund Information

Sector
IA Global

Manager's Name
Giles Parkinson
Stephanie Niven

Date Manager Appointed
Dec 2017

Launch Date
Dec 2017

Fund Size(£m)
£280.68

Yield* (See page2)
0.62 %

XD Dates
Oct 16

Last Distribution
16/10/19 (XD Date)
13/12/19 (Pay Date)
0.96(Distribution)

OCF
0.87 %

Morningstar Analyst Rating

N/A

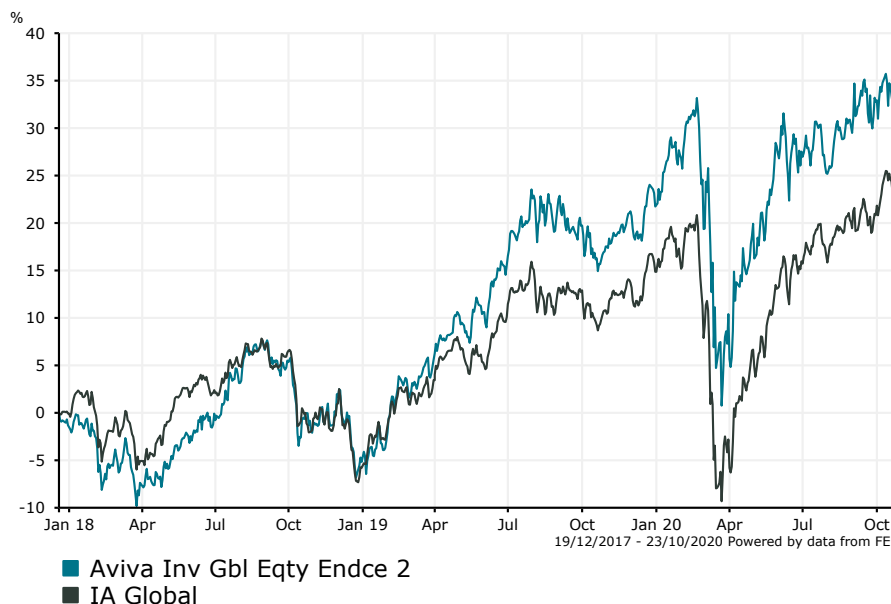
FE Crown Rating

Fund Aim

To grow your investment over the long term (5 years or more).

Sector: IA Global

Performance



Discrete Performance - 12 months to 31/12/19

	2019	2018	2017	2016	2015
Fund	28.38	-3.91	-	-	-
Stock Sector Average	21.92	-5.72	14.02	23.33	2.77

Cumulative Performance to 30/09/20

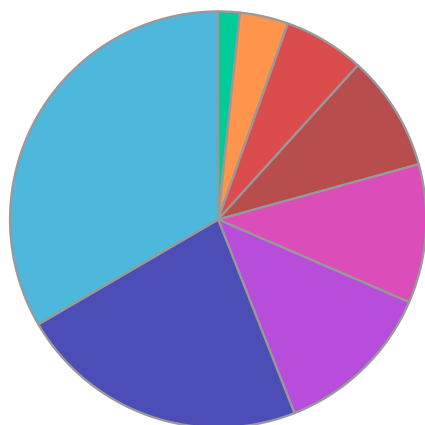
	1 Yr	2 Yrs	3 Yrs	4 Yrs	5 Yrs
Fund	10.90	25.82	-	-	-
Stock Sector Average	7.19	13.60	26.81	45.73	83.83

Performance Analysis - Annualised 3 years

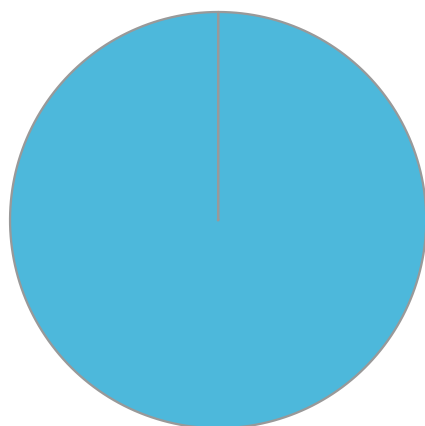
	Growth Rate %	Volatility	Alpha	Beta	Sharpe
Fund	-	-	-	-	-
Stock Sector Average	8.24	13.76	0.00	1.00	0.34

Aviva Inv Gbl Eqty Endc2

Fund Composition



	(%)
Industrials	33.40
Financials	22.58
Communications	12.52
Consumer Discretionary	10.78
Information Technology	9.00
Health Care	6.27
Consumer Staples	3.77
Others	1.68



	(%)
International Equities	100.00

Largest Holdings

Holdings	(%)
RELX PLC	6.15
BERKSHIRE HATHAWAY INC	5.56
WOLTERS-KLUWER NV	4.84
DARDEN RESTAURANTS INC	4.64
AON PLC	4.29

* Data supplied by fund managers regarding fixed interests funds may not specify yield type. As the provision of redemption yield is an FCA regulatory requirement Novia assumes these are used.

Important Information

Performance details and yields are as at 30/09/2020. Performance figures are inclusive of net reinvested income. Source: FE. This document is designed only for professional investors and experienced advisers. The value of investments and the income gained may fluctuate. Investors may not get back the full amount invested. Past performance is not a guide to the future.