

VT Gravis Clean Egy Inc C Inc GBP

Fund Information

Sector

IA Global

Manager's Name

Valu-Trac Investment Management Limited

Date Manager Appointed

Dec 2017

Launch Date

Dec 2017

Fund Size(£m)

£133.56

Yield* (See page2)

3.22 %

XD Dates

Jun 30, Mar 31, Dec 31, Sep 30

Last Distribution

30/06/20 (XD Date)

31/07/20 (Pay Date)

1.25(Distribution)

OCF

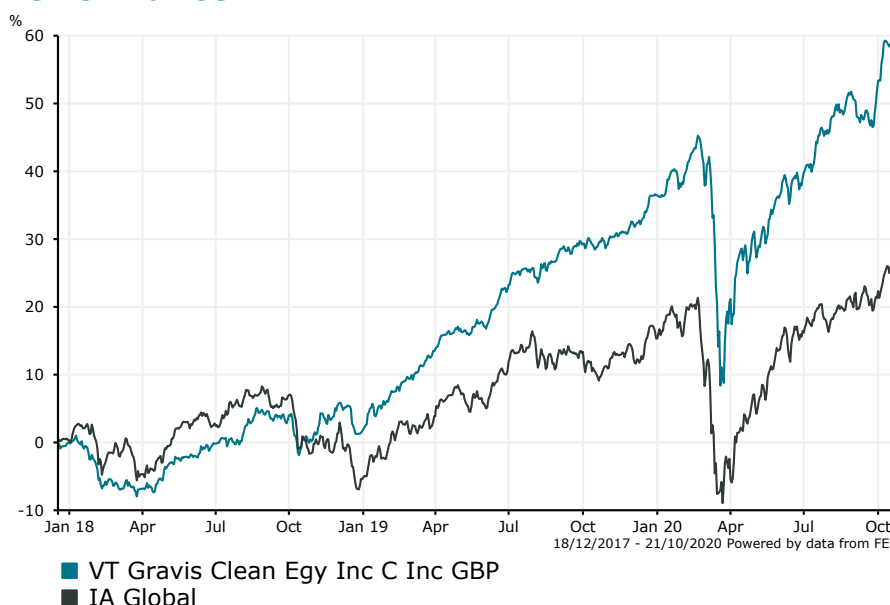
0.80 %

Fund Aim

The investment objective of the VT Gravis Clean Energy Income Fund is to generate income and preserve capital with the potential for capital growth. The sub-fund will aim to meet its objectives by investing primarily in listed equities whose primary activity or exposure is within the clean energy sector. In addition to investing in equities, the sub-fund may also invest in other transferable securities, bonds, collective investment schemes, money market instruments, deposits, cash and near cash. Other than as noted in the policy there is no particular emphasis on any geographical area or industry or economic sector.

Sector: IA Global

Performance


Morningstar Analyst Rating

N/A

FE Crown Rating

Discrete Performance - 12 months to 31/12/19

	2019	2018	2017	2016	2015
Fund	34.28	1.70	-	-	-
Stock Sector Average	21.92	-5.72	14.02	23.33	2.77

Cumulative Performance to 30/09/20

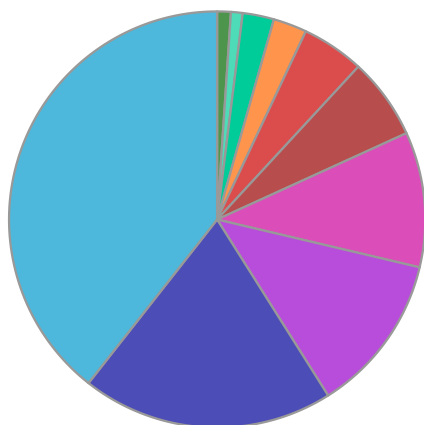
	1 Yr	2 Yrs	3 Yrs	4 Yrs	5 Yrs
Fund	17.59	46.99	-	-	-
Stock Sector Average	7.19	13.60	26.81	45.73	83.83

Performance Analysis - Annualised 3 years

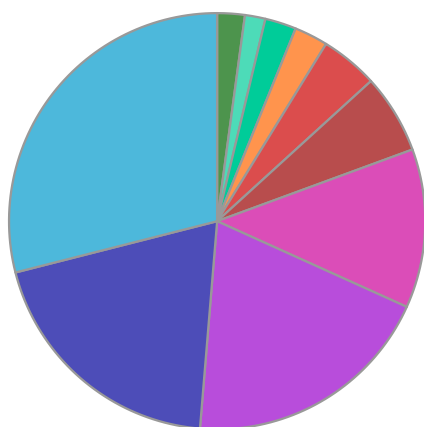
	Growth Rate %	Volatility	Alpha	Beta	Sharpe
Fund	-	-	-	-	-
Stock Sector Average	8.24	13.76	0.00	1.00	0.34

VT Gravis Clean EGY Inc C Inc GBP

Fund Composition



	(%)
Commodity & Energy	39.39
Canadian Equities	19.56
US Equities	12.35
UK Equities	10.50
Cash & Cash Equivalents	6.32
Europe ex UK Equities	4.86
New Zealand Equities	2.61
German Equities	2.43
Danish Equities	0.91
Others	1.06



	(%)
UK	28.96
Guernsey	19.72
Canada	19.56
USA	12.35
Money Market	6.16
Jersey	4.47
New Zealand	2.61
Germany	2.43
Ireland	1.59
Others	2.14

Largest Holdings

Holdings	(%)
ATLANTICA SUSTAINABLE INFRASTRUCR PLC	9.03
TRANSALTA RENEWABLES INC	7.75
GREENCOAT UK WIND PLC ORD 1P	6.18
NEXTENERGY SOLAR FUND LIMITED RED ORD NPV	6.11
BROOKFIELD RENEWABLE CORP	5.44

Holdings	(%)
HANNON ARMSTRONG SUSTAINBL INFR CAP	4.90
THE RENEWABLES INFRASTRUCTURE GROUP LIMITED ORD GBP	4.86
JLEN ENVIRONMENTAL ASSETS GROUP LIMITED ORD NPV	4.58
FORESIGHT SOLAR LIMITED	4.47
BLUEFIELD SOLAR INCOME LIMITED	4.17

* Data supplied by fund managers regarding fixed interests funds may not specify yield type. As the provision of redemption yield is an FCA regulatory requirement Novia assumes these are used.

Important Information

Performance details and yields are as at 30/09/2020. Performance figures are inclusive of net reinvested income. Source: FE. This document is designed only for professional investors and experienced advisers. The value of investments and the income gained may fluctuate. Investors may not get back the full amount invested. Past performance is not a guide to the future.