

Liontrust Global Alpha C Acc

Fund Information

Sector

IA Flexible Investment

Manager's Name

Robin Geffen

Date Manager Appointed

Dec 2001

Launch Date

Dec 2001

Fund Size(£m)

£160.83

Yield* (See page2)

0.00 %

XD Dates

Jan 02, Jul 03

Last Distribution

02/01/20 (XD Date)

28/02/20 (Pay Date)

0.00(Distribution)

OCF

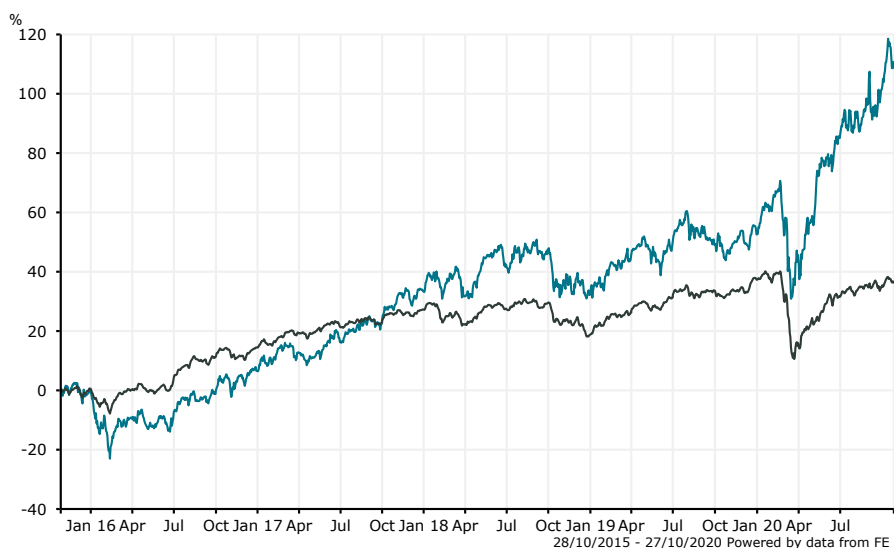
0.90 %

Fund Aim

The investment objective of Liontrust Global Alpha Fund is to generate long term (5 years or more) capital growth.

Sector: IA Flexible Investment

Performance


■ Liontrust Global Alpha C Acc

■ IA Flexible Investment

Morningstar Analyst Rating

N/A

FE Crown Rating

Discrete Performance - 12 months to 31/12/19

	2019	2018	2017	2016	2015
Fund	15.47	-1.05	25.33	6.52	1.87
Stock Sector Average	15.66	-6.72	11.21	13.82	1.99

Cumulative Performance to 30/09/20

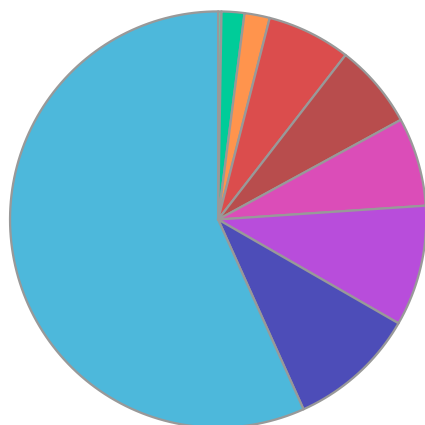
	1 Yr	2 Yrs	3 Yrs	4 Yrs	5 Yrs
Fund	35.13	36.66	64.74	104.09	119.68
Stock Sector Average	0.88	4.15	9.75	21.30	41.26

Performance Analysis - Annualised 3 years

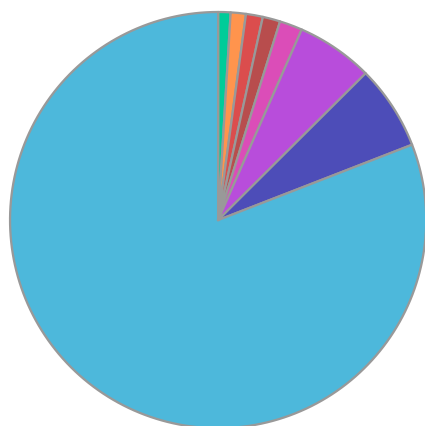
	Growth Rate %	Volatility	Alpha	Beta	Sharpe
Fund	18.10	15.56	14.68	1.12	0.94
Stock Sector Average	3.15	11.00	0.00	1.00	0.00

Liontrust **Global Alpha C Acc**

Fund Composition



	(%)
Information Technology	56.73
Health Care	9.96
Consumer Discretionary	9.37
Financials	6.89
Mutual Funds	6.56
Communications	6.50
Consumer Staples	1.96
Money Market	1.77
Others	0.26



	(%)
US Equities	80.90
Others	6.56
Chinese Equities	5.96
Money Market	1.77
UK Equities	1.36
Japanese Equities	1.31
Canadian Equities	1.18
Israeli Equities	0.96

Largest Holdings

Holdings	(%)
AMAZON.COM INC	5.75
ZOOM VIDEO COMMUNICATIONS INC	5.22
TWILIO INC	5.07
RINGCENTRAL INC	4.52
HORIZON THERAPEUTICS PLC	4.20

Holdings	(%)
LIONTRUST GLOBAL TECHNOLOGY C ACC GBP	4.15
NVIDIA CORP	4.14
ALPHABET INC	3.68
HUBSPOT INC	2.97
RAPID7 INC	2.88

* Data supplied by fund managers regarding fixed interests funds may not specify yield type. As the provision of redemption yield is an FCA regulatory requirement Novia assumes these are used.

Important Information

Performance details and yields are as at 30/09/2020. Performance figures are inclusive of net reinvested income. Source: FE. This document is designed only for professional investors and experienced advisers. The value of investments and the income gained may fluctuate. Investors may not get back the full amount invested. Past performance is not a guide to the future.