

Jupiter Global Value Equity I Inc

Fund Information

Sector

IA Global

Manager's Name

Ben Whitmore
Dermot Murphy

Date Manager Appointed

Mar 2018

Launch Date

Mar 2018

Fund Size(£m)

£161.76

Yield* (See page2)

1.50 %

XD Dates

Apr 01, Oct 01

Last Distribution

01/04/20 (XD Date)

29/05/20 (Pay Date)

0.35(Distribution)

OCF

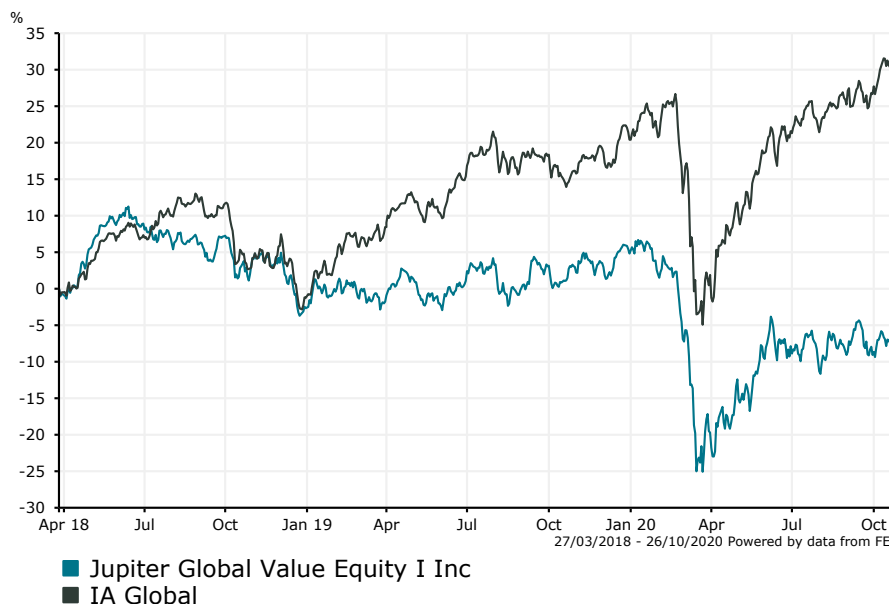
0.93 %

Fund Aim

To achieve capital growth over the long term (that is, three to five years).

Sector: IA Global

Performance



Discrete Performance - 12 months to 31/12/19

	2019	2018	2017	2016	2015
Fund	7.70	-	-	-	-
Stock Sector Average	21.92	-5.72	14.02	23.33	2.77

Cumulative Performance to 30/09/20

	1 Yr	2 Yrs	3 Yrs	4 Yrs	5 Yrs
Fund	-11.77	-15.16	-	-	-
Stock Sector Average	7.19	13.60	26.81	45.73	83.83

Performance Analysis - Annualised 3 years

	Growth Rate %	Volatility	Alpha	Beta	Sharpe
Fund	-	-	-	-	-
Stock Sector Average	8.24	13.76	0.00	1.00	0.34

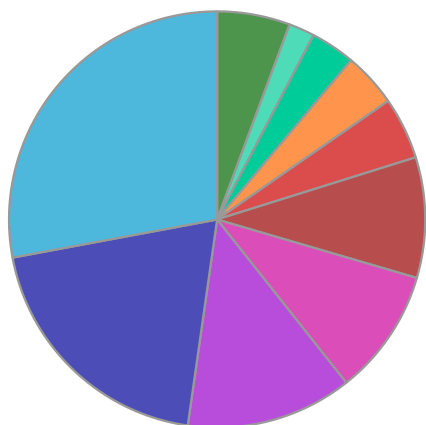
Morningstar Analyst Rating

N/A

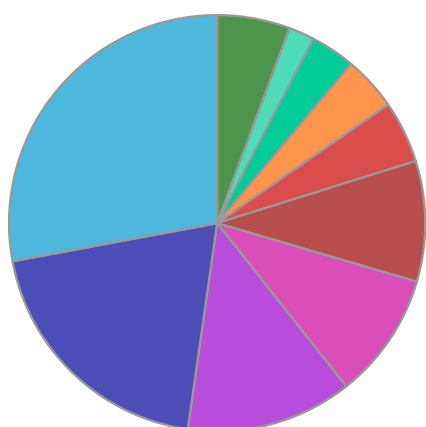
FE Crown Rating

Jupiter Global Value Equity I Inc

Fund Composition



	(%)
UK Equities	27.93
Japanese Equities	19.81
US Equities	12.91
Money Market	9.81
Danish Equities	9.36
Canadian Equities	4.82
Irish Equities	4.22
German Equities	3.46
Hong Kong Equities	2.01
Others	5.66



	(%)
UK	27.93
Japan	19.81
USA	12.91
Money Market	9.81
Denmark	9.36
Canada	4.82
Ireland	4.22
Germany	3.46
Hong Kong	2.01
Others	5.66

Largest Holdings

Holdings	(%)
PANDORA AS	5.27
BARRICK GOLD CORP	4.82
AIB GROUP PLC	4.22
SCANDINAVIAN TOBACCO GROUP AS	4.09
TS TECH CO.LTD.	3.78

Holdings	(%)
KATO SANGYO CO	3.53
KINGFISHER	3.49
VOLKSWAGEN AG NON.V PRF NPV	3.46
WPP PLC	3.45
STANDARD CHARTERED	3.25

* Data supplied by fund managers regarding fixed interests funds may not specify yield type. As the provision of redemption yield is an FCA regulatory requirement Novia assumes these are used.

Important Information

Performance details and yields are as at 30/09/2020. Performance figures are inclusive of net reinvested income. Source: FE. This document is designed only for professional investors and experienced advisers. The value of investments and the income gained may fluctuate. Investors may not get back the full amount invested. Past performance is not a guide to the future.