

Threadneedle Global Focus Z

Fund Information

Sector
IA Global

Manager's Name
David Dudding

Date Manager Appointed
Apr 2018

Launch Date
Apr 2018

Fund Size(£m)
£145.27

Yield* (See page2)
0.21 %

XD Dates
May 01

Last Distribution
01/05/20 (XD Date)
30/06/20 (Pay Date)
0.33(Distribution)

OCF
0.90 %

Morningstar Analyst Rating

N/A

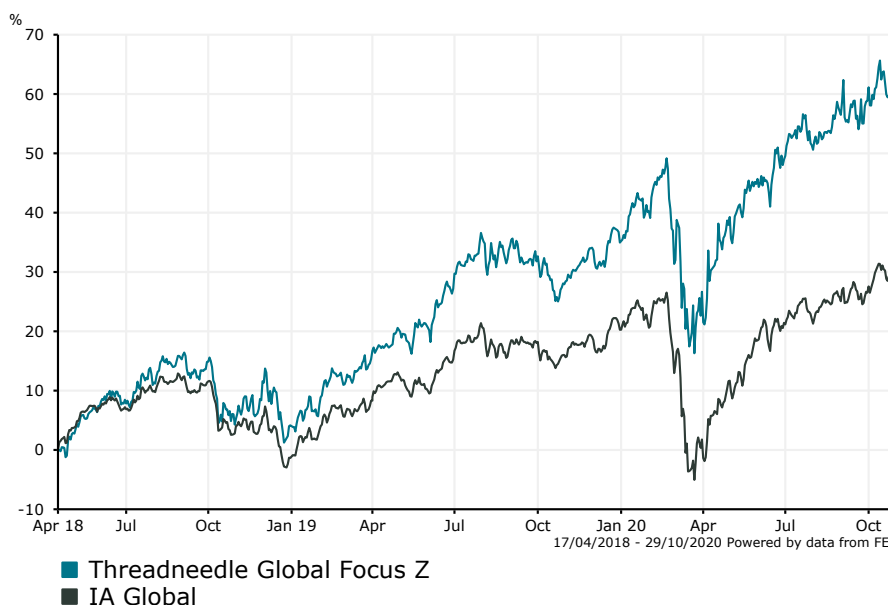
FE Crown Rating

Fund Aim

The Fund aims to increase the value of your investment over the long term. It looks to outperform the MSCI ACWI Index over rolling 3-year periods, after the deduction of charges. The Fund is actively managed, and invests at least 75% of its assets in a concentrated portfolio of shares of companies worldwide. The Fund selects companies in which the fund manager has a high conviction that the current share price does not reflect the prospects for that business. These companies may be chosen from any economic sector or geographic region, with significant sector and share weightings taken at the fund manager's discretion. There is no restriction on company size, however, investment tends to focus on larger companies, such as those included in the MSCI ACWI Index. The MSCI ACWI Index is regarded as providing an appropriate representation of the share performance of large and medium-sized companies worldwide, currently with more than 2,700 companies included. It provides a suitable target benchmark against which Fund performance will be measured and evaluated over time. The Fund typically invests in fewer than 50 companies, which may include the shares of some companies not within the Index. The Fund may also invest in other assets such as cash and deposits, and hold other funds (including funds managed by Columbia Threadneedle companies), when deemed appropriate.

Sector: IA Global

Performance



Discrete Performance - 12 months to 31/12/19

	2019	2018	2017	2016	2015
Fund	29.58	-	-	-	-
Stock Sector Average	21.92	-5.72	14.02	23.33	2.77

Cumulative Performance to 30/09/20

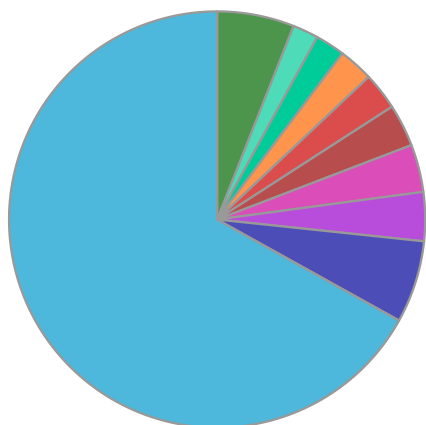
	1 Yr	2 Yrs	3 Yrs	4 Yrs	5 Yrs
Fund	20.53	38.31	-	-	-
Stock Sector Average	7.19	13.60	26.81	45.73	83.83

Performance Analysis - Annualised 3 years

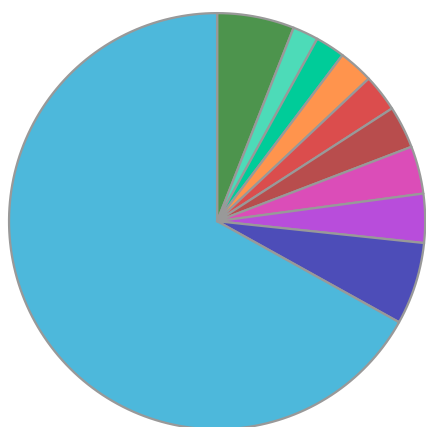
	Growth Rate %	Volatility	Alpha	Beta	Sharpe
Fund	-	-	-	-	-

Threadneedle **Global Focus Z**

Fund Composition



	(%)
US Equities	67.00
Japanese Equities	6.40
Danish Equities	3.80
Swiss Equities	3.70
Money Market	3.30
Global Equities	2.90
Indian Equities	2.70
German Equities	2.30
South Korean Equities	2.00
Others	6.00



	(%)
USA	67.00
Japan	6.40
Denmark	3.80
Switzerland	3.70
Money Market	3.30
Others	2.90
India	2.70
Germany	2.30
Korea	2.00
Others	6.00

Largest Holdings

Holdings	(%)
MICROSOFT CORP	7.80
MASTERCARD INC	5.40
AMAZON.COM INC	5.00
ALPHABET INC. CLASS A	5.00
FIDELITY NATIONAL INFO SERVICES INC	4.50

Holdings	(%)
ADOBE INC	4.10
NOVO-NORDISK AS	3.80
THERMO FISHER SCIENTIFIC INC	3.50
BAXTER INTERNATIONAL INC	3.10
S&P Global Inc	2.90

* Data supplied by fund managers regarding fixed interests funds may not specify yield type. As the provision of redemption yield is an FCA regulatory requirement Novia assumes these are used.

Important Information

Performance details and yields are as at 30/09/2020. Performance figures are inclusive of net reinvested income. Source: FE. This document is designed only for professional investors and experienced advisers. The value of investments and the income gained may fluctuate. Investors may not get back the full amount invested. Past performance is not a guide to the future.