

UBS ETF JPM\$EMDB1-5UTSETF hGBPA D

Fund Information

Sector

Fixed Int - Emerging Markets

Manager's Name

Tarun Puri

Date Manager Appointed

Jun 2018

Launch Date

Feb 2018

Fund Size(£m)

£475.45

Yield* (See page2)

0.00 %

XD Dates

Aug 03, Feb 03, Jul 31, Jan 31

Last Distribution

03/08/20 (XD Date)

06/08/20 (Pay Date)

0.25(Distribution)

OCF

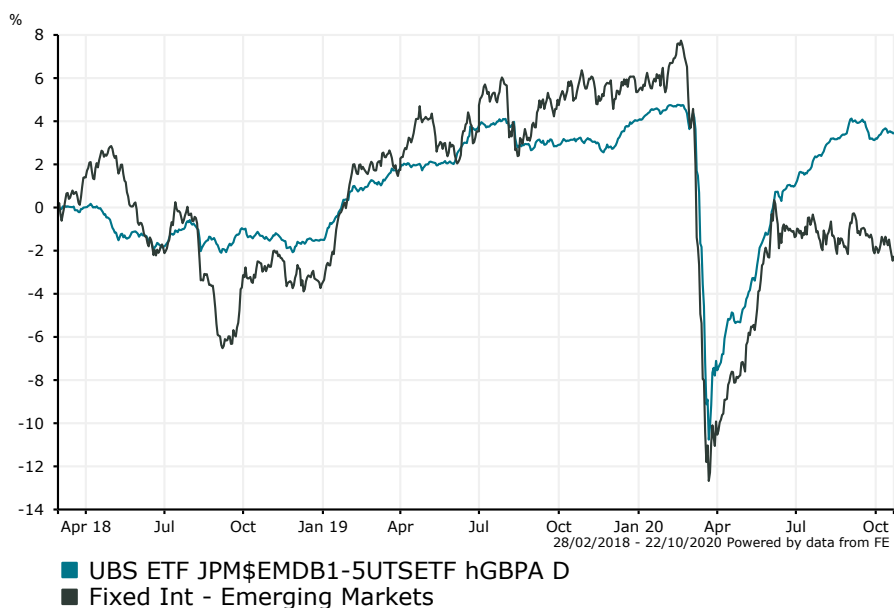
0.47 %

Fund Aim

The UBS ETF - J.P. Morgan USD EM Diversified Bond 1-5 UCITS ETF sub-fund is an exchange traded fund incorporated in Luxembourg. The objective of this share class is to deliver the performance of the J.P. Morgan USD EM Diversified 3% capped 1-5 Year Bond 100% hedged to GBP Index (Total Return) and allow intraday trading.

Sector: Fixed Int - Emerging Markets

Performance



Morningstar Analyst Rating
N/A

FE Crown Rating

Discrete Performance - 12 months to 31/12/19

	2019	2018	2017	2016	2015
Fund	5.60	-	-	-	-
Stock Sector Average	9.24	-6.12	7.48	9.97	-9.50

Cumulative Performance to 30/09/20

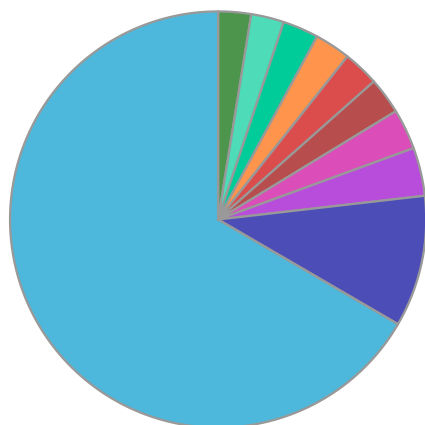
	1 Yr	2 Yrs	3 Yrs	4 Yrs	5 Yrs
Fund	0.23	4.12	-	-	-
Stock Sector Average	-6.78	1.65	-3.25	2.65	14.81

Performance Analysis - Annualised 3 years

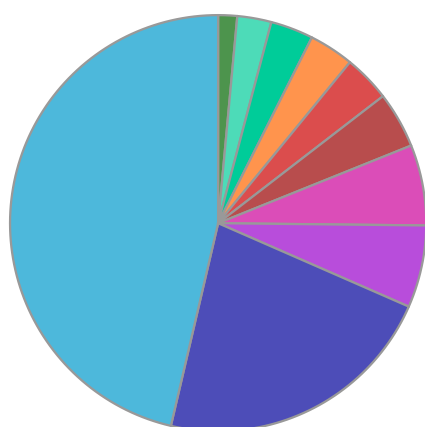
	Growth Rate %	Volatility	Alpha	Beta	Sharpe
Fund	-	-	-	-	-
Stock Sector Average	-1.10	10.60	0.00	1.00	0.00

UBS ETF JPM\$EMDB1-5UTSETF hGBPA D

Fund Composition



	(%)
Others	66.62
Cayman Islands	10.21
Netherlands	3.75
Turkey	3.14
Colombia	2.83
Chile	2.79
Indonesia	2.78
Mexico	2.78
Philippines	2.56
Korea	2.55



	(%)
Government Bonds	46.35
Financials	22.08
Materials	6.39
Energy	6.26
Utilities	4.36
Non-Cyclical Goods	3.63
Communications	3.48
Cyclical Goods	3.32
Industrials	2.65
Others	1.47

Largest Holdings

Holdings	(%)
PL REPUBLIC 5% DUE 22	0.96
MY 1MDB GLOBAL INVESTMENTS 4.4% DUE 23	0.87
KZ REPUBLIC 5 1/8% DUE 25	0.87
IL TEVA 2.8% DUE 23	0.85
EG REPUBLIC 6 1/8% DUE 22	0.77

Holdings	(%)
PL REPUBLIC 4% DUE 24	0.67
RO REPUBLIC 6 3/4% DUE 22	0.66
HU REPUBLIC 5 3/8% DUE 24	0.63
PL REPUBLIC 3% DUE 23	0.63
PH REPUBLIC 10 5/8% DUE 25	0.63

* Data supplied by fund managers regarding fixed interests funds may not specify yield type. As the provision of redemption yield is an FCA regulatory requirement Novia assumes these are used.

Important Information

Performance details and yields are as at 30/09/2020. Performance figures are inclusive of net reinvested income. Source: FE. This document is designed only for professional investors and experienced advisers. The value of investments and the income gained may fluctuate. Investors may not get back the full amount invested. Past performance is not a guide to the future.