

## Vanguard \$ EMGvtBdUCITSETF N£

### Fund Information

**Sector**

Fixed Int - Emerging Markets

**Manager's Name**

Vanguard Fixed Income Group

**Date Manager Appointed**

Dec 2016

**Launch Date**

Dec 2016

**Fund Size (£m)**

£609.33

**Yield\*** (See page 2)

0.00 %

**XD Dates**

Oct 22, Sep 24, Aug 20, Jul 23

**Last Distribution**

22/10/20 (XD Date)  
04/11/20 (Pay Date)  
0.13(Distribution)

**OCF**

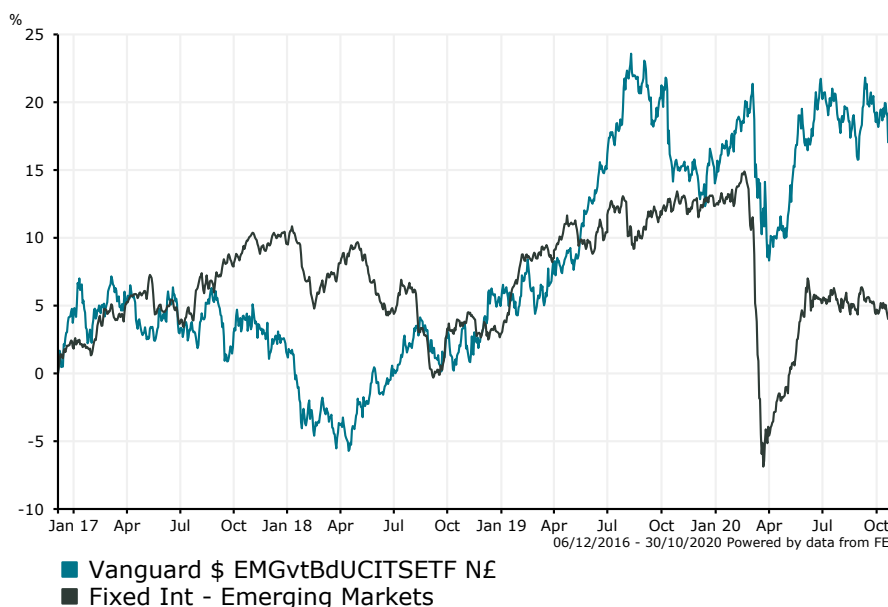
0.25 %

### Fund Aim

The Fund seeks to track the performance of the Bloomberg Barclays EM USD Sovereign + Quasi-Sov Index .

**Sector:** Fixed Int - Emerging Markets

### Performance



**Morningstar Analyst Rating**  
N/A

**FE Crown Rating**

#### Discrete Performance - 12 months to 31/12/19

	2019	2018	2017	2016	2015
Fund	8.61	3.34	-2.08	-	-
Stock Sector Average	9.24	-6.12	7.48	9.97	-9.50

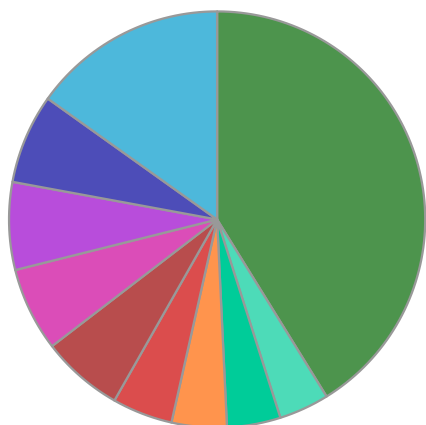
#### Cumulative Performance to 30/09/20

	1 Yr	2 Yrs	3 Yrs	4 Yrs	5 Yrs
Fund	-1.46	15.37	16.31	-	-
Stock Sector Average	-6.78	1.65	-3.25	2.65	14.81

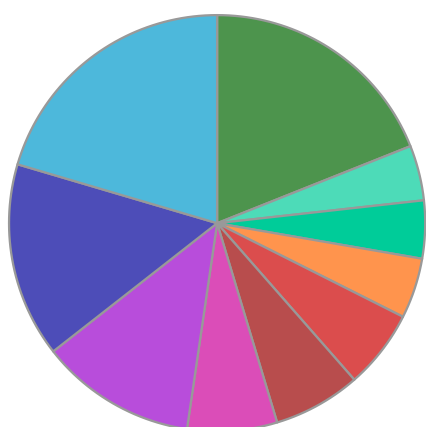
#### Performance Analysis - Annualised 3 years

	Growth Rate %	Volatility	Alpha	Beta	Sharpe
Fund	5.16	9.92	5.96	0.52	0.17
Stock Sector Average	-1.10	10.60	0.00	1.00	0.00

### Fund Composition



	(%)
China	15.13
Mexico	6.97
Indonesia	6.80
Saudi Arabia	6.51
United Arab Emirates	6.37
Brazil	4.69
Russia	4.28
Qatar	4.16
Turkey	3.90
Others	41.18



	(%)
GCC Fixed Interest	20.43
Chinese Fixed Interest	15.13
American Emerging Fixed Interest	12.12
Mexican Fixed Interest	6.97
Indonesian Fixed Interest	6.80
Middle East & African Fixed Interest	6.12
Brazilian Fixed Interest	4.69
African Fixed Interest	4.49
Russian Fixed Interest	4.28
Others	18.96

\* Data supplied by fund managers regarding fixed interests funds may not specify yield type. As the provision of redemption yield is an FCA regulatory requirement Novia assumes these are used.

### Important Information

Performance details and yields are as at 30/09/2020. Performance figures are inclusive of net reinvested income. Source: FE. This document is designed only for professional investors and experienced advisers. The value of investments and the income gained may fluctuate. Investors may not get back the full amount invested. Past performance is not a guide to the future.