

iShares CrMSCIEMIMIETF D£

**Fund Information**

**Sector**  
Equity - Emerging Markets

**Manager's Name**  
N/A

**Date Manager Appointed**  
N/A

**Launch Date**  
Mar 2018

**Fund Size(£m)**  
£15436.58

**Yield\*** (See page2)  
0.00 %

**XD Dates**  
Sep 17, Mar 12

**Last Distribution**  
17/09/20 (XD Date)  
30/09/20 (Pay Date)  
0.05(Distribution)

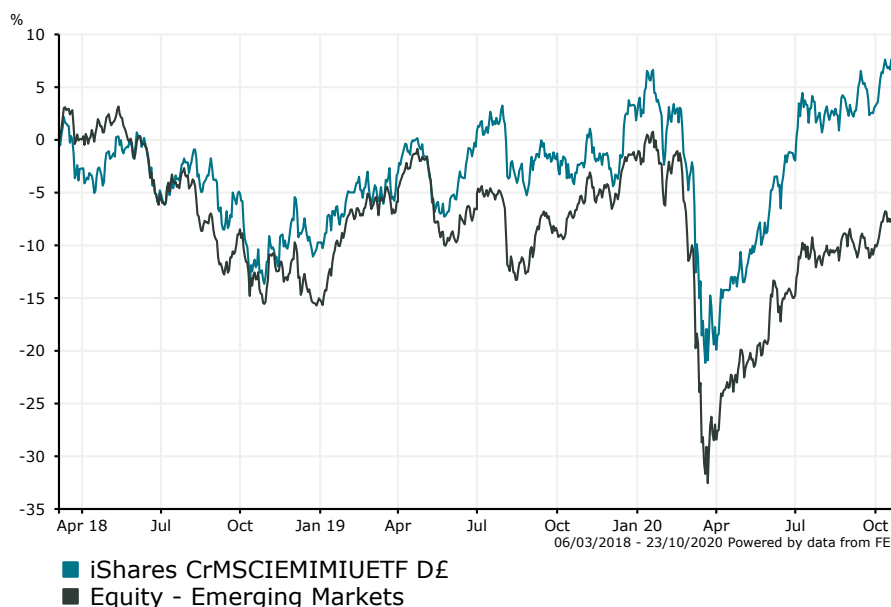
**OCF**  
0.18 %

**Fund Aim**

The Fund seeks to track the performance of an index composed of large, mid and small cap companies from emerging markets countries.

**Sector:** Equity - Emerging Markets

**Performance**



**Morningstar Analyst Rating**  
Bronze

**FE Crown Rating**

**Discrete Performance - 12 months to 31/12/19**

	2019	2018	2017	2016	2015
Fund	12.83	-	-	-	-
Stock Sector Average	15.38	-16.01	28.13	9.32	-15.20

**Cumulative Performance to 30/09/20**

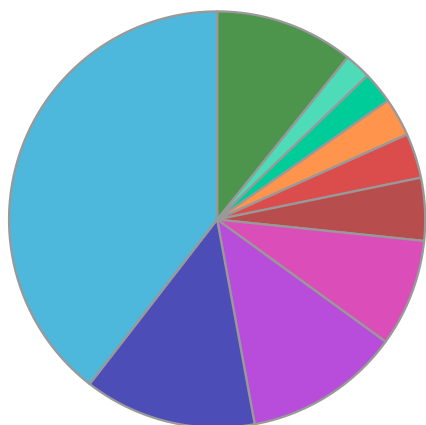
	1 Yr	2 Yrs	3 Yrs	4 Yrs	5 Yrs
Fund	4.97	8.34	-	-	-
Stock Sector Average	-2.20	-1.55	-4.79	13.51	27.12

**Performance Analysis - Annualised 3 years**

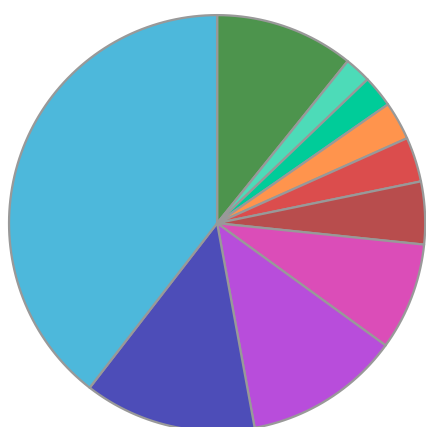
	Growth Rate %	Volatility	Alpha	Beta	Sharpe
Fund	-	-	-	-	-
Stock Sector Average	-1.62	17.30	0.00	1.00	-0.01

iShares CrMSCIEMIMIETF D£

**Fund Composition**



	(%)
China	39.24
Taiwan	13.29
Korea	12.04
India	8.29
Brazil	4.83
South Africa	3.45
Russia	2.96
Saudi Arabia	2.45
Thailand	2.05
Others	10.72



	(%)
Chinese Equities	39.24
Taiwanese Equities	13.29
South Korean Equities	12.04
Indian Equities	8.29
Brazilian Equities	4.83
South African Equities	3.45
Russian Equities	2.96
Saudi Arabian Equities	2.45
Thai Equities	2.05
Others	10.72

**Largest Holdings**

Holdings	(%)
ALIBABA GROUP HLDG LTD	7.47
TENCENT HLDGS LTD	5.44
TAIWAN SEMICONDUCTOR MANUFACTURING	4.96
SAMSUNG ELECTRONICS CO	3.00
MEITUAN DIANPING	1.63

Holdings	(%)
NASPERS	1.10
RELIANCE INDUSTRIES	1.09
CHINA CONSTRUCTION BANK	0.94
JD.COM INC	0.93
PING AN INSURANCE(GR)CO OF CHINA	0.88

\* Data supplied by fund managers regarding fixed interests funds may not specify yield type. As the provision of redemption yield is an FCA regulatory requirement Novia assumes these are used.

**Important Information**

Performance details and yields are as at 30/09/2020. Performance figures are inclusive of net reinvested income. Source: FE. This document is designed only for professional investors and experienced advisers. The value of investments and the income gained may fluctuate. Investors may not get back the full amount invested. Past performance is not a guide to the future.