

iShares \$ TrsBd1-3yrUETF H D£

Fund Information

Sector
Fixed Int - USD

Manager's Name
BlackRock Asset Management Ireland Ltd

Date Manager Appointed
Dec 2009

Launch Date
Apr 2018

Fund Size(£m)
£7070.49

Yield* (See page2)
0.00 %

XD Dates
Sep 17, Mar 12

Last Distribution
17/09/20 (XD Date)
30/09/20 (Pay Date)
0.03(Distribution)

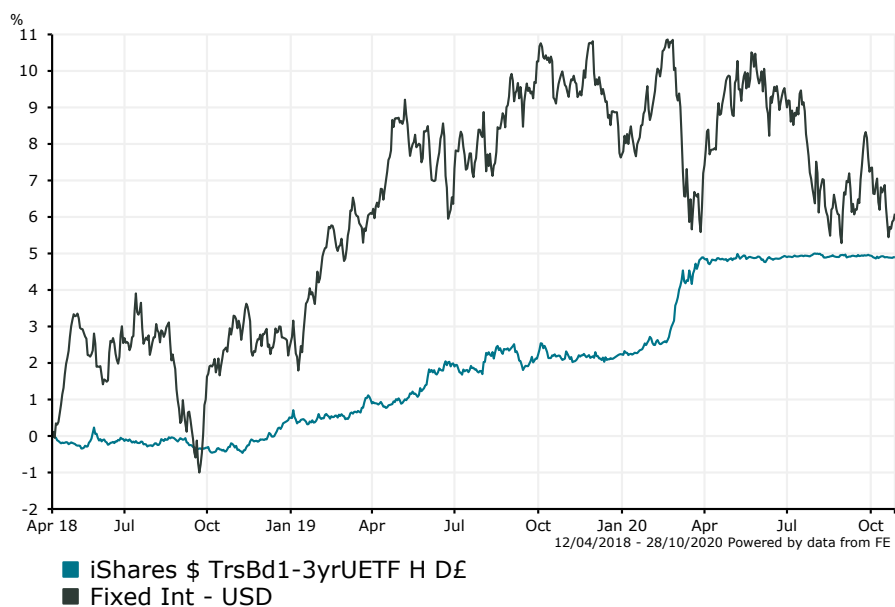
OCF
0.10 %

Fund Aim

The Fund seeks to track the performance of an index composed of US Dollar denominated government bonds issued by the US Treasury.

Sector: Fixed Int - USD

Performance



Morningstar Analyst Rating

N/A

FE Crown Rating

Discrete Performance - 12 months to 31/12/19

	2019	2018	2017	2016	2015
Fund	1.73	-	-	-	-
Stock Sector Average	5.09	-0.05	-0.54	4.72	-1.10

Cumulative Performance to 30/09/20

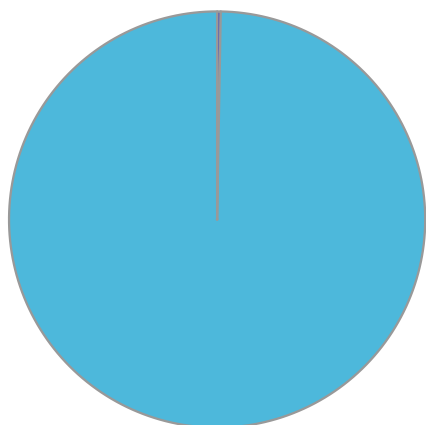
	1 Yr	2 Yrs	3 Yrs	4 Yrs	5 Yrs
Fund	2.77	5.29	-	-	-
Stock Sector Average	-2.74	6.18	5.85	6.36	10.74

Performance Analysis - Annualised 3 years

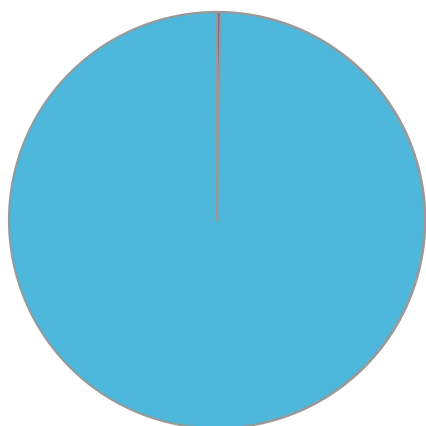
	Growth Rate %	Volatility	Alpha	Beta	Sharpe
Fund	-	-	-	-	-
Stock Sector Average	1.91	6.15	0.00	1.00	0.00

iShares \$ TrsBd1-3yrUETF H D£

Fund Composition



	(%)
US Fixed Interest	99.70
Money Market	0.28



	(%)
USA	99.70
Money Market	0.28

Largest Holdings

Holdings	(%)
UNITED STATES OF AMER TREAS BILLS 2.625% TNT 28/02/23 USD100	3.66
UNITED STATES OF AMER TREAS BONDS 1.875% TB 31/08/22 USD1000	3.31
UNITED STATES OF AMER TREAS NOTES 2.625% TB 15/08/23 USD100	3.14
UNITED STATES OF AMER TREAS NOTES 1.75% BDS 31/01/23 USD1000	3.03
UNITED STATES OF AMER TREAS NOTES 2.75% TNT 30/04/23 USD100	2.71

Holdings	(%)
UNITED STATES OF AMER TREAS NOTES 2.125% BDS 31/12/22 USD1000	2.64
UNITED STATES OF AMER TREAS BILLS 2.75% TB 31/05/23 USD100	2.56
UNITED STATES OF AMER TREAS NOTES 0% NTS 30/11/21 USD1000	2.55
UNITED STATES OF AMER TREAS BILLS 2.875% TNT 30/06/23 USD100	2.31
UNITED STATES OF AMER TREAS NOTES 1.625% TB 15/11/22 USD1000	2.29

* Data supplied by fund managers regarding fixed interests funds may not specify yield type. As the provision of redemption yield is an FCA regulatory requirement Novia assumes these are used.

Important Information

Performance details and yields are as at 30/09/2020. Performance figures are inclusive of net reinvested income. Source: FE. This document is designed only for professional investors and experienced advisers. The value of investments and the income gained may fluctuate. Investors may not get back the full amount invested. Past performance is not a guide to the future.