

Invesco Sterling Bond Z-QD I£

Fund Information

Sector

Fixed Int - GBP

Manager's Name

Michael Matthews

Date Manager Appointed

Apr 2006

Launch Date

Oct 2018

Fund Size(£m)

£710.20

Yield* (See page2)

2.25 %

XD Dates

Sep 01, Jun 02, Mar 02, Dec 02

Last Distribution

01/09/20 (XD Date)

11/09/20 (Pay Date)

0.06(Distribution)

OCF

0.60 %

Morningstar Analyst Rating

Silver

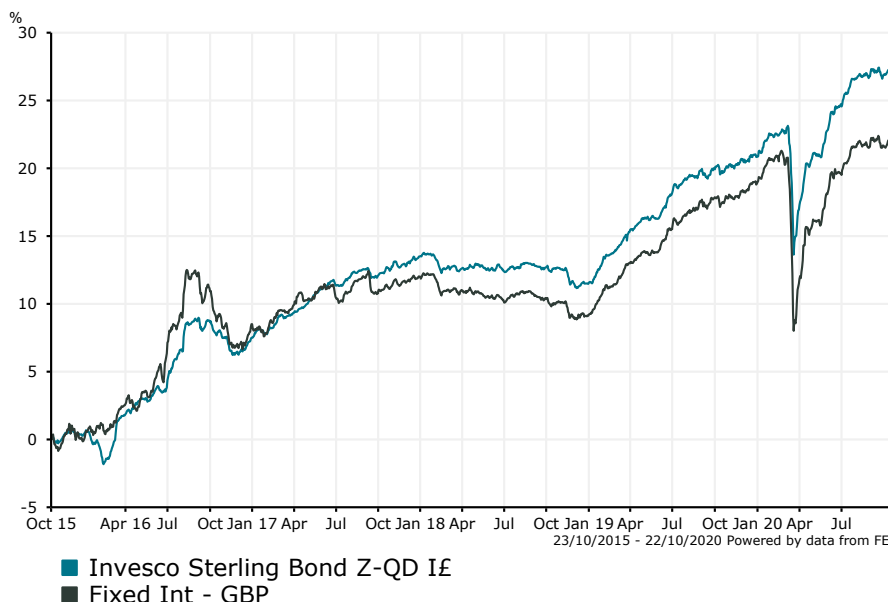
FE Crown Rating


Fund Aim

The objective of the Fund is to achieve income together with long-term capital growth. The Fund invests in debt instruments (including but not limited to debt issued by governments and companies and convertible bonds including contingent convertibles). The Fund will invest worldwide and at least 50% of its net asset value in debt instruments denominated in Pound Sterling. The Fund may invest up to 50% of its net asset value in non-investment grade (lower quality) debt instruments. The Fund may also gain exposure to securitised debt. The Fund may invest in debt instruments which are in financial distress (distressed securities). The Fund will make significant use of derivatives (complex instruments) in order to (i) reduce the risk and/or generate additional capital or income and/or (ii) meet the Fund's investment objectives by generating varying amounts of leverage (i.e. where the Fund gains market exposure in excess of the net asset value of the Fund). The Fund is actively managed within its objectives and is not constrained by a benchmark.

Sector: Fixed Int - GBP

Performance



Discrete Performance - 12 months to 31/12/19

	2019	2018	2017	2016	2015
Fund	8.40	-1.79	5.57	7.22	1.95
Stock Sector Average	8.94	-2.58	3.23	8.66	0.29

Cumulative Performance to 30/09/20

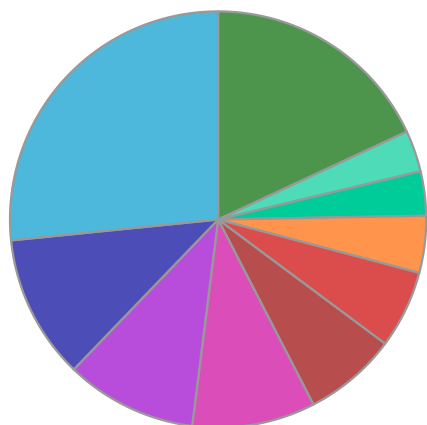
	1 Yr	2 Yrs	3 Yrs	4 Yrs	5 Yrs
Fund	5.73	12.61	13.30	16.68	27.77
Stock Sector Average	3.27	10.18	9.83	9.46	21.58

Performance Analysis - Annualised 3 years

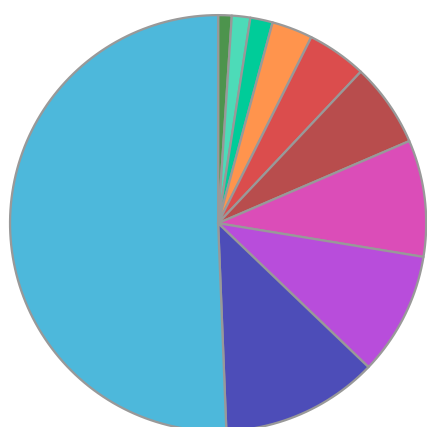
	Growth Rate %	Volatility	Alpha	Beta	Sharpe
Fund	4.25	4.11	1.89	0.72	0.18
Stock Sector Average	3.17	5.57	0.00	1.00	0.00

Invesco Sterling Bond Z-QD I£

Fund Composition



	(%)
Banks	26.60
Telecommunications	11.20
Utilities	10.21
Money Market	9.56
Automobiles	7.25
Insurance	6.05
Oil & Gas	4.42
Foods	3.43
Retail	3.22
Others	18.06



	(%)
UK	50.63
USA	12.22
Money Market	9.56
Germany	9.05
France	6.52
Netherlands	4.63
Switzerland	3.17
Spain	1.74
Italy	1.43
Others	1.05

* Data supplied by fund managers regarding fixed interests funds may not specify yield type. As the provision of redemption yield is an FCA regulatory requirement Novia assumes these are used.

Important Information

Performance details and yields are as at 30/09/2020. Performance figures are inclusive of net reinvested income. Source: FE. This document is designed only for professional investors and experienced advisers. The value of investments and the income gained may fluctuate. Investors may not get back the full amount invested. Past performance is not a guide to the future.