

MI Hawksmoor GblOpps C Acc GBP

Fund Information

Sector

IA Flexible Investment

Manager's Name

Daniel Lockyer
Ben Conway

Date Manager Appointed

Sep 2018

Launch Date

Sep 2018

Fund Size (£m)

£25.67

Yield* (See page2)

1.01 %

XD Dates

Nov 01

Last Distribution

01/11/19 (XD Date)

31/12/19 (Pay Date)

0.01(Distribution)

OCF

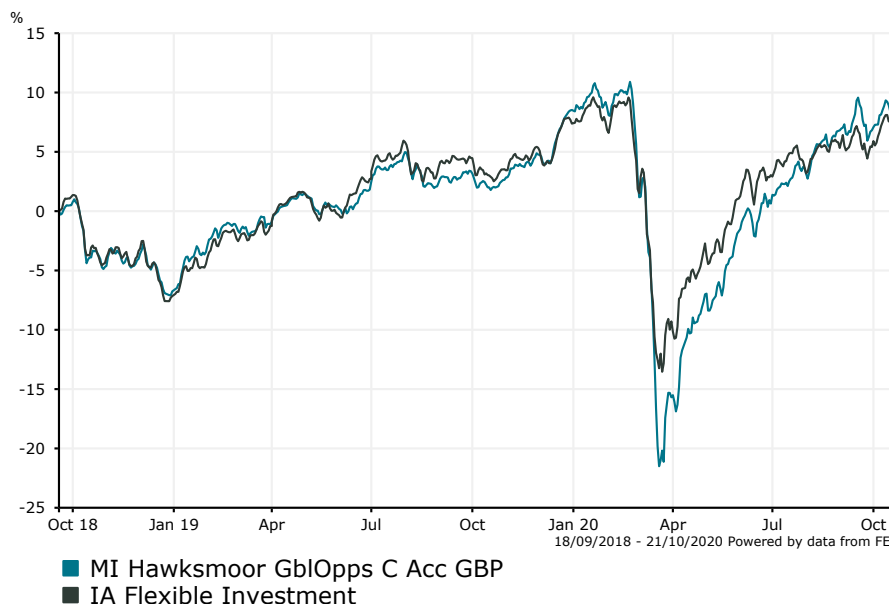
1.49 %

Fund Aim

The investment objective of the Fund is to provide capital growth.

Sector: IA Flexible Investment

Performance



Discrete Performance - 12 months to 31/12/19

	2019	2018	2017	2016	2015
Fund	16.40	-	-	-	-
Stock Sector Average	15.66	-6.72	11.21	13.82	1.99

Cumulative Performance to 30/09/20

	1 Yr	2 Yrs	3 Yrs	4 Yrs	5 Yrs
Fund	3.34	6.29	-	-	-
Stock Sector Average	0.88	4.15	9.75	21.30	41.26

Performance Analysis - Annualised 3 years

	Growth Rate %	Volatility	Alpha	Beta	Sharpe
Fund	-	-	-	-	-
Stock Sector Average	3.15	11.00	0.00	1.00	0.00

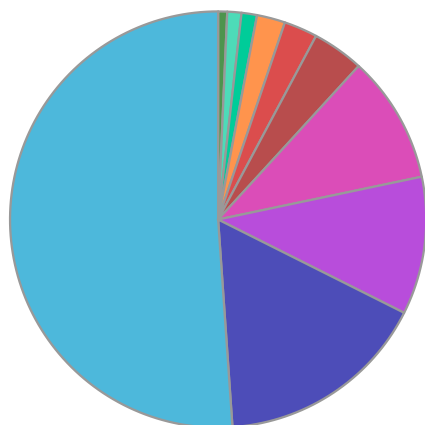
Morningstar Analyst Rating

N/A

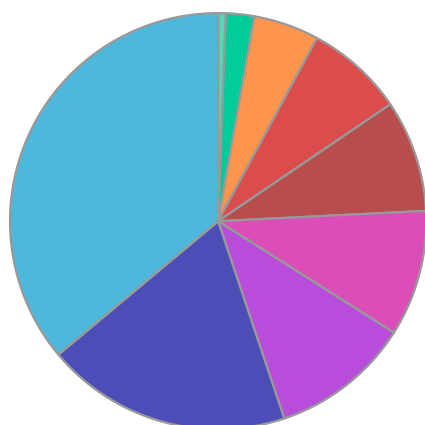
FE Crown Rating

MI Hawksmoor **GblOpps C Acc GBP**

Fund Composition



	(%)
International Equities	51.10
Commodity & Energy	16.50
Commodity & Energy	10.70
Private Equity	9.90
Global Corporate Fixed Interest	4.00
Global Fixed Interest	2.60
Money Market	2.20
Global Government Fixed Interest	1.20
Hedge	1.10
Others	0.70



	(%)
UK	36.08
North America	19.07
Others	10.86
Global Emerging Markets	9.78
Europe ex UK	8.70
Asia Pacific ex Japan	7.63
Japan	5.09
Money Market	2.20
Others	0.59

Largest Holdings

Holdings	(%)
MERIAN GOLD AND SILVER U1 ACC GBP	5.07
OAKLEY CAPITAL INVESTMENT LTD ORD 1P (DI)	4.62
PHOENIX SPREE DEUTSCHLAND LTD	4.60
LF BLUE WHALE GROWTH I INC GBP	3.51
NINETY ONE GLOBAL GOLD I ACC GBP	3.42

Holdings	(%)
POLAR CAPITAL UK VALUE OPPORTUNITIES S INC GBP	3.09
AVIVA INV GLOBAL EQUITY UNCONSTRAINED 4 ACC	2.96
URBAN LOGISTICS REIT PLC ORD 1P	2.87
LF GRESHAM HOUSE UK MULTI CAP INCOME F INC	2.80
VT TEVIOT UK SMALLER COMPANIES ACC	2.61

* Data supplied by fund managers regarding fixed interests funds may not specify yield type. As the provision of redemption yield is an FCA regulatory requirement Novia assumes these are used.

Important Information

Performance details and yields are as at 30/09/2020. Performance figures are inclusive of net reinvested income. Source: FE. This document is designed only for professional investors and experienced advisers. The value of investments and the income gained may fluctuate. Investors may not get back the full amount invested. Past performance is not a guide to the future.