

Liontrust Spl Sits I Acc

Fund Information

Sector

IA UK All Companies

Manager's Name

 Anthony Cross
 Julian Fosh

Date Manager Appointed

Nov 2005

Launch Date

Jul 2018

Fund Size(£m)

£5527.48

Yield* (See page2)

1.52 %

XD Dates

Jun 01

Last Distribution

01/06/20 (XD Date)

31/07/20 (Pay Date)

1.54(Distribution)

OCF

0.82 %

Morningstar Analyst Rating

Bronze

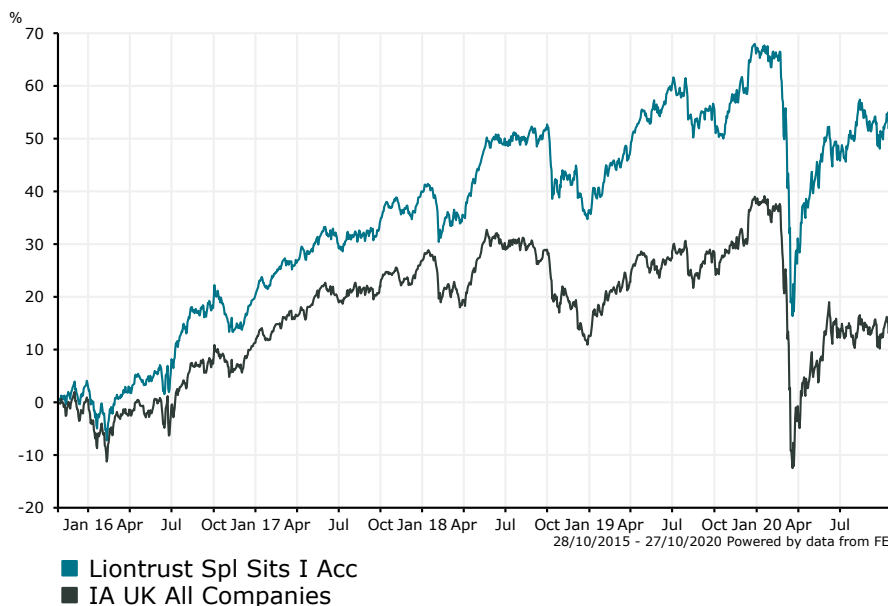
FE Crown Rating


Fund Aim

The Fund aims to deliver capital growth over the long term (5 years or more).

Sector: IA UK All Companies

Performance



Discrete Performance - 12 months to 31/12/19

	2019	2018	2017	2016	2015
Fund	21.77	-2.56	16.76	15.77	13.89
Stock Sector Average	22.24	-11.19	13.99	10.82	4.86

Cumulative Performance to 30/09/20

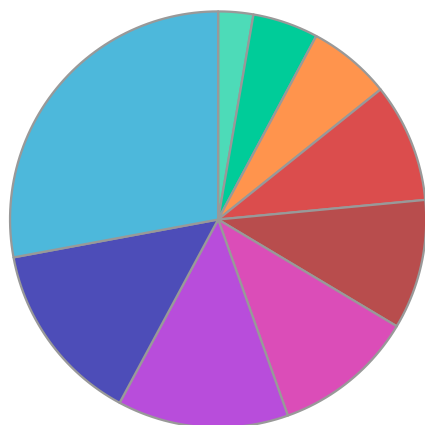
	1 Yr	2 Yrs	3 Yrs	4 Yrs	5 Yrs
Fund	-3.72	-0.91	12.21	27.57	56.94
Stock Sector Average	-12.76	-12.78	-7.95	4.61	16.90

Performance Analysis - Annualised 3 years

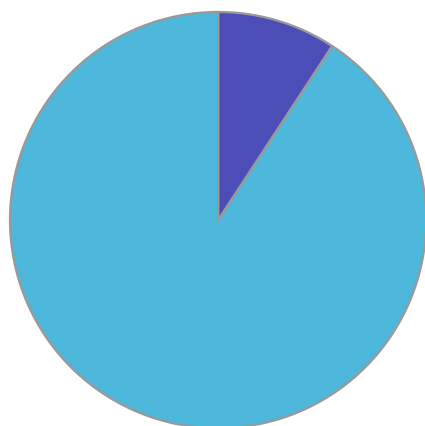
	Growth Rate %	Volatility	Alpha	Beta	Sharpe
Fund	3.92	14.17	6.05	0.80	0.03
Stock Sector Average	-2.72	16.89	0.00	1.00	-0.01

Liontrust Spl Sits I Acc

Fund Composition



	(%)
Industrials	27.92
Consumer Goods	14.24
Consumer Services	13.29
Technology	10.99
Financials	10.08
Money Market	9.24
Health Care	6.44
Oil & Gas	5.10
Telecommunications	2.72



	(%)
UK Equities	90.76
Money Market	9.24

Largest Holdings

Holdings	(%)
UNILEVER	3.90
RECKITT BENCKISER GROUP PLC	3.87
SPIRAX-SARCO ENGINEERING	3.85
SAGE GROUP	3.72
RELX PLC	3.50

Holdings	(%)
DIAGEO	3.50
GLAXOSMITHKLINE	3.26
INTERTEK GROUP	3.07
RENISHAW PLC	3.07
GAMMA COMMUNICATIONS PLC	2.72

* Data supplied by fund managers regarding fixed interests funds may not specify yield type. As the provision of redemption yield is an FCA regulatory requirement Novia assumes these are used.

Important Information

Performance details and yields are as at 30/09/2020. Performance figures are inclusive of net reinvested income. Source: FE. This document is designed only for professional investors and experienced advisers. The value of investments and the income gained may fluctuate. Investors may not get back the full amount invested. Past performance is not a guide to the future.