

**iShares MSCIWldQtyDvUSDUCITETF GBP**
**Fund Information**
**Sector**

Equity - International

**Manager's Name**

N/A

**Date Manager Appointed**

N/A

**Launch Date**

Jun 2017

**Fund Size (£m)**

£139.54

**Yield\*** (See page2)

0.00 %

**XD Dates**

May 14, Nov 14

**Last Distribution**

14/05/20 (XD Date)

27/05/20 (Pay Date)

0.06(Distribution)

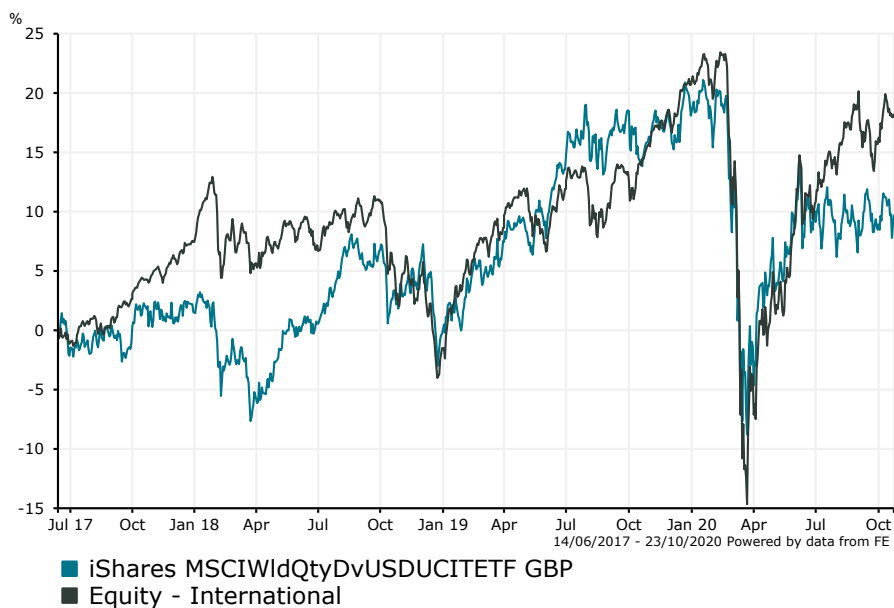
**OCF**

0.38 %

**Fund Aim**

The Fund seeks to track the performance of an index composed of large and mid-capitalisation companies worldwide with higher than average dividend income and quality characteristics, relative to the broader global equity market.

**Sector:** Equity - International

**Performance**


**Morningstar Analyst Rating**  
N/A

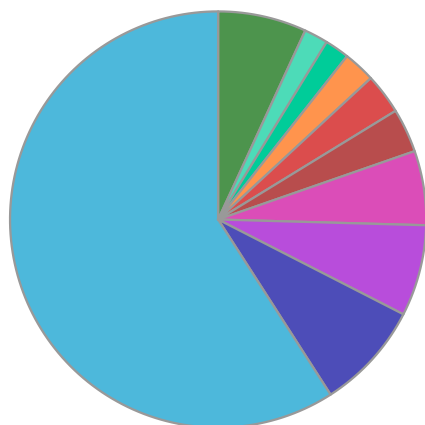
**FE Crown Rating**  


Discrete Performance - 12 months to 31/12/19					
	2019	2018	2017	2016	2015
Fund	18.43	-1.80	-	-	-
Stock Sector Average	22.53	-8.33	18.91	7.50	-1.39

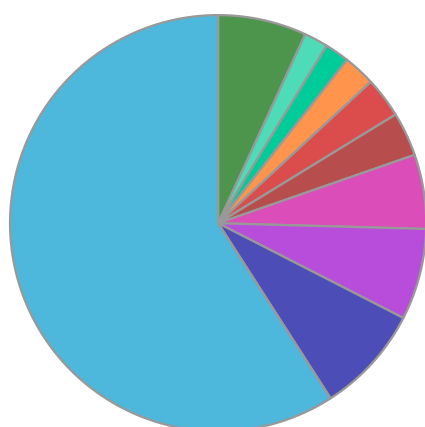
Cumulative Performance to 30/09/20					
	1 Yr	2 Yrs	3 Yrs	4 Yrs	5 Yrs
Fund	-8.48	1.69	9.65	-	-
Stock Sector Average	2.08	4.34	12.74	30.29	43.95

Performance Analysis - Annualised 3 years					
	Growth Rate %	Volatility	Alpha	Beta	Sharpe
Fund	3.12	11.47	0.43	0.66	0.00
Stock Sector Average	4.08	14.24	0.00	1.00	0.04

## Fund Composition



	(%)
US Equities	59.11
Japanese Equities	8.39
Swiss Equities	7.09
UK Equities	5.77
French Equities	3.42
Canadian Equities	3.14
German Equities	2.48
Hong Kong Equities	1.90
Australian Equities	1.86
Others	6.88



	(%)
USA	59.11
Japan	8.39
Switzerland	7.09
UK	5.77
France	3.42
Canada	3.14
Germany	2.48
Hong Kong	1.90
Australia	1.86
Others	6.88

## Largest Holdings

Holdings	(%)
PROCTER & GAMBLE CO	3.91
ROCHE HLDG AG	2.81
VERIZON COMMUNICATIONS INC	2.80
MERCK & CO INC(NEW)	2.46
AT&T INC	2.43

Holdings	(%)
PFIZER INC	2.40
COCA-COLA CO	2.31
PEPSICO INC	2.22
NOVARTIS AG	2.20
CISCO SYSTEMS INC	2.03

\* Data supplied by fund managers regarding fixed interests funds may not specify yield type. As the provision of redemption yield is an FCA regulatory requirement Novia assumes these are used.

## Important Information

Performance details and yields are as at 30/09/2020. Performance figures are inclusive of net reinvested income. Source: FE. This document is designed only for professional investors and experienced advisers. The value of investments and the income gained may fluctuate. Investors may not get back the full amount invested. Past performance is not a guide to the future.