

Montanaro UK Income A£

Fund Information

Sector
Equity - UK

Manager's Name
Charles Montanaro

Date Manager Appointed
Nov 2006

Launch Date
Jul 2018

Fund Size (£m)
£712.03

Yield* (See page2)
0.00 %

XD Dates
N/A

Last Distribution
N/A (XD Date)
N/A (Pay Date)
N/A (Distribution)

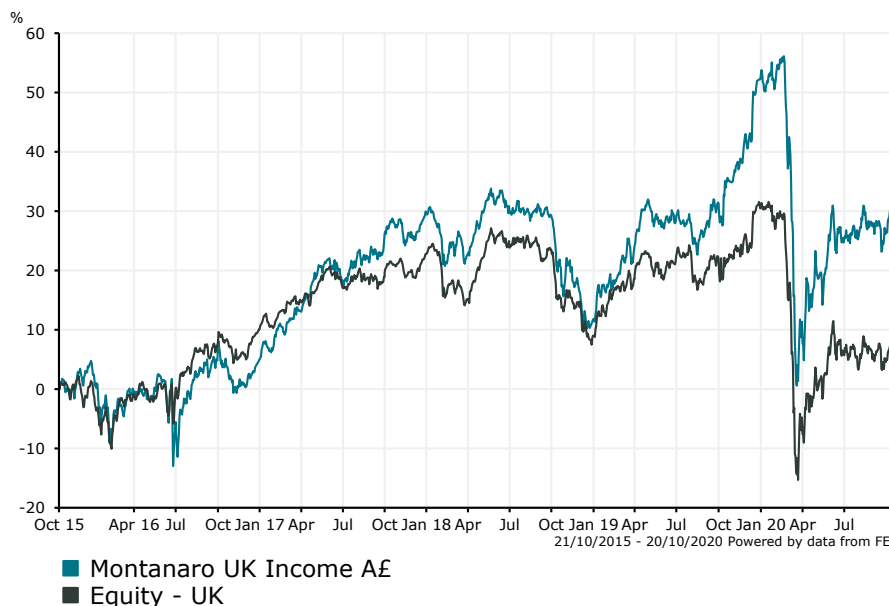
OCF
0.87 %

Fund Aim

The investment objective of the Fund is to deliver capital growth and income.

Sector: Equity - UK

Performance



Morningstar Analyst Rating

N/A

FE Crown Rating



Discrete Performance - 12 months to 31/12/19

	2019	2018	2017	2016	2015
Fund	36.24	-14.02	23.98	0.44	20.02
Stock Sector Average	19.69	-11.23	11.56	8.85	4.85

Cumulative Performance to 30/09/20

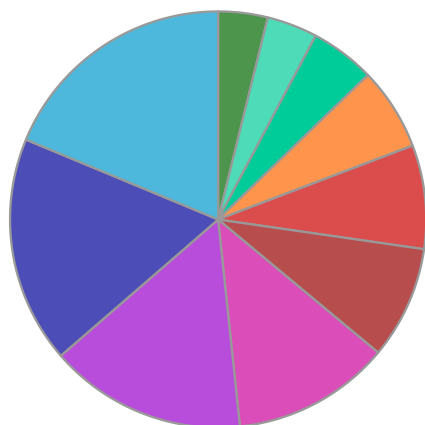
	1 Yr	2 Yrs	3 Yrs	4 Yrs	5 Yrs
Fund	-3.95	-2.41	1.28	20.47	29.50
Stock Sector Average	-14.54	-15.26	-12.07	-2.41	7.95

Performance Analysis - Annualised 3 years

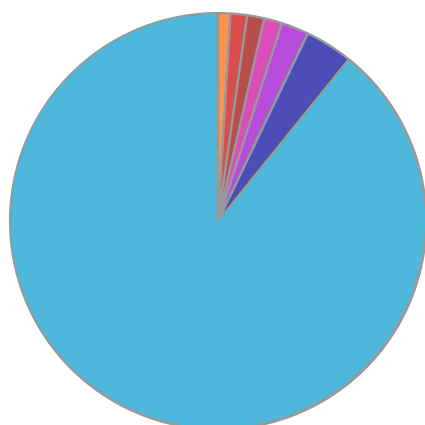
	Growth Rate %	Volatility	Alpha	Beta	Sharpe
Fund	0.42	17.45	5.30	1.06	-0.01
Stock Sector Average	-4.20	15.74	0.00	1.00	-0.01

Montanaro **UK Income A£**

Fund Composition



	(%)
Information Technology	18.73
Industrials	17.63
Financials	15.31
Real Estate	12.29
Consumer Discretionary	8.76
Consumer Staples	8.06
Utilities	6.43
Materials	5.02
Communications	3.93
Others	3.84



	(%)
UK Equities	89.18
Swedish Equities	3.72
Norwegian Equities	2.13
Belgian Equities	1.40
Money Market	1.33
Dutch Equities	1.29
Italian Equities	0.95

Largest Holdings

Holdings	(%)
MARSHALLS	3.80
INTEGRAFIN HOLDINGS PLC	3.72
FDM GROUP PLC	3.69
XP POWER LTD	3.54
LONDONMETRIC PROPERTY PLC	3.54

Holdings	(%)
BIG YELLOW GROUP PLC	3.37
AVAST PLC	3.25
ST JAMES`S PLACE PLC	3.08
DISCOVERIE GROUP PLC	3.07
PENNON GROUP	2.93

* Data supplied by fund managers regarding fixed interests funds may not specify yield type. As the provision of redemption yield is an FCA regulatory requirement Novia assumes these are used.

Important Information

Performance details and yields are as at 30/09/2020. Performance figures are inclusive of net reinvested income. Source: FE. This document is designed only for professional investors and experienced advisers. The value of investments and the income gained may fluctuate. Investors may not get back the full amount invested. Past performance is not a guide to the future.