

BNY Mellon Gbl Inf Inc IW A

Fund Information

Sector
IA Global

Manager's Name
James Lydotes

Date Manager Appointed
Aug 2018

Launch Date
Aug 2018

Fund Size (£m)
£12.69

Yield* (See page2)
5.07 %

XD Dates
Jul 01, Apr 01, Jan 02, Oct 01

Last Distribution
01/07/20 (XD Date)
31/08/20 (Pay Date)
1.35(Distribution)

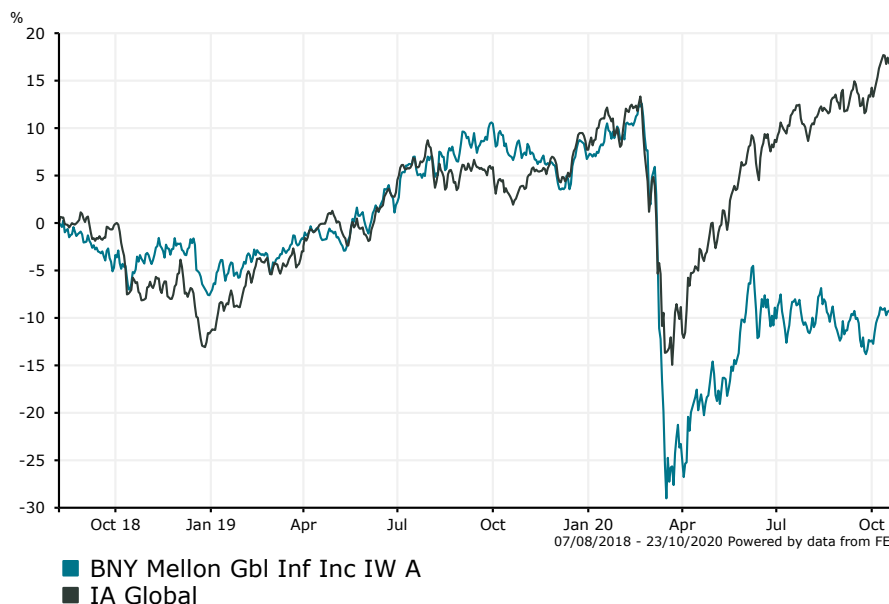
OCF
0.81 %

Fund Aim

The Fund aims to achieve income and capital growth over the long term (5 years or more).

Sector: IA Global

Performance



Morningstar Analyst Rating

N/A

FE Crown Rating

Discrete Performance - 12 months to 31/12/19

	2019	2018	2017	2016	2015
Fund	15.53	-	-	-	-
Stock Sector Average	21.92	-5.72	14.02	23.33	2.77

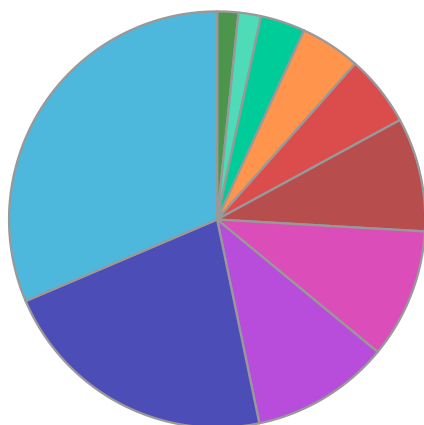
Cumulative Performance to 30/09/20

	1 Yr	2 Yrs	3 Yrs	4 Yrs	5 Yrs
Fund	-20.87	-8.15	-	-	-
Stock Sector Average	7.19	13.60	26.81	45.73	83.83

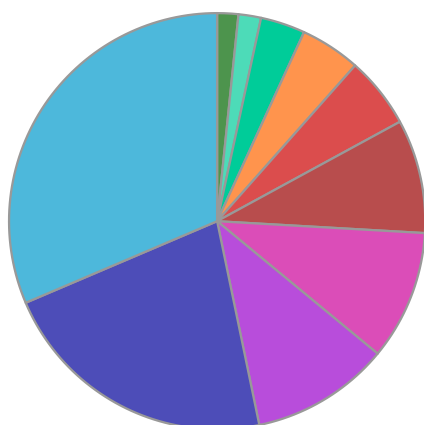
Performance Analysis - Annualised 3 years

	Growth Rate %	Volatility	Alpha	Beta	Sharpe
Fund	-	-	-	-	-
Stock Sector Average	8.24	13.76	0.00	1.00	0.34

Fund Composition



	(%)
US Equities	31.41
Spanish Equities	21.84
Italian Equities	10.77
French Equities	10.07
Canadian Equities	8.84
UK Equities	5.53
German Equities	4.68
Norwegian Equities	3.47
Belgian Equities	1.75
Chinese Equities	1.64



	(%)
USA	31.41
Spain	21.84
Italy	10.77
France	10.07
Canada	8.84
UK	5.53
Germany	4.68
Norway	3.47
Belgium	1.75
China	1.64

Largest Holdings

Holdings	(%)
ENBRIDGE INC	8.84
PPL CORP	8.39
ENDESA SA	6.63
ENAGAS SA	5.60
SSE PLC	5.53

Holdings	(%)
ITALGAS SPA	4.97
DEUTSCHE POST AG	4.68
ONEOK INC	4.49
RED ELECTRICA CORPORACION SA	4.36
BOUYGUES	4.29

* Data supplied by fund managers regarding fixed interests funds may not specify yield type. As the provision of redemption yield is an FCA regulatory requirement Novia assumes these are used.

Important Information

Performance details and yields are as at 30/09/2020. Performance figures are inclusive of net reinvested income. Source: FE. This document is designed only for professional investors and experienced advisers. The value of investments and the income gained may fluctuate. Investors may not get back the full amount invested. Past performance is not a guide to the future.