

Lowes UK Defined Strategy C GBP

Fund Information

Sector

Mixed Asset - Flexible

Manager's Name

Doug Millward
Paul Milburn

Date Manager Appointed

Dec 2018

Launch Date

Dec 2018

Fund Size (£m)

£15.42

Yield* (See page2)

0.00 %

XD Dates

N/A

Last Distribution

N/A (XD Date)
N/A (Pay Date)
N/A (Distribution)

OCF

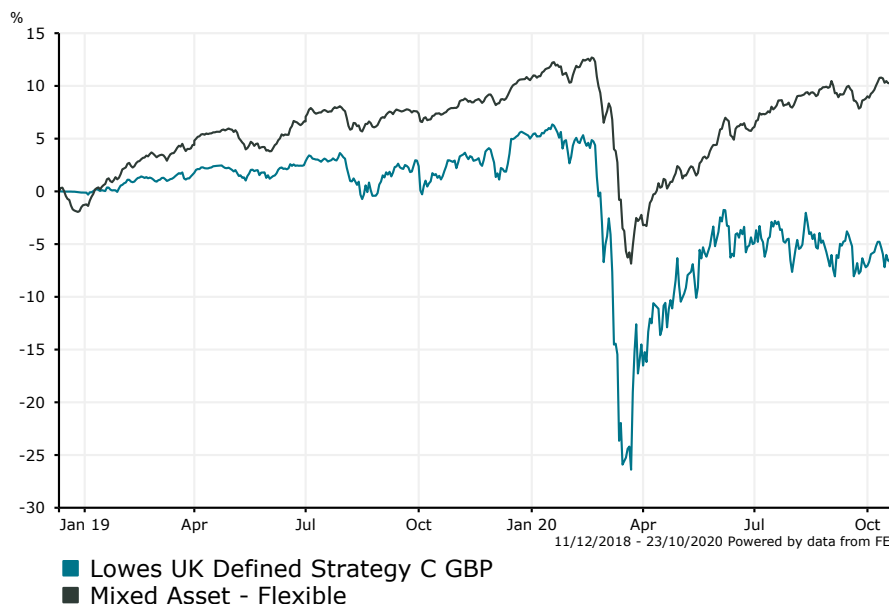
1.00 %

Fund Aim

The investment objective of the Fund is to generate capital growth over the medium to longer term.

Sector: Mixed Asset - Flexible

Performance



Discrete Performance - 12 months to 31/12/19

	2019	2018	2017	2016	2015
Fund	5.12	-	-	-	-
Stock Sector Average	12.02	-6.13	7.96	3.43	-0.06

Cumulative Performance to 30/09/20

	1 Yr	2 Yrs	3 Yrs	4 Yrs	5 Yrs
Fund	-9.83	-	-	-	-
Stock Sector Average	1.12	3.98	5.75	11.97	18.00

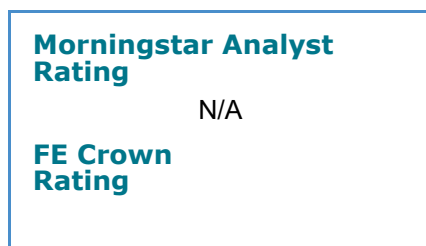
Performance Analysis - Annualised 3 years

	Growth Rate %	Volatility	Alpha	Beta	Sharpe
Fund	-	-	-	-	-
Stock Sector Average	1.88	7.81	0.00	1.00	0.00

Morningstar Analyst Rating

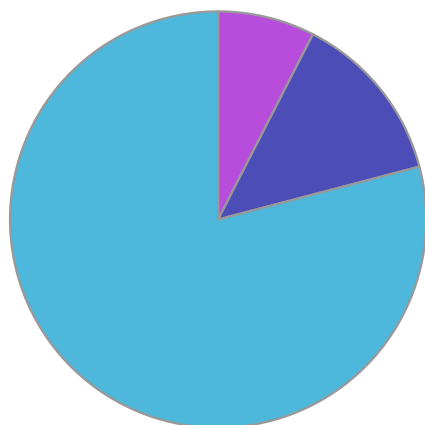
N/A

FE Crown Rating

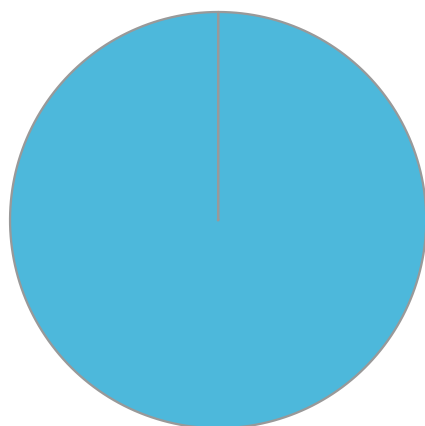


Lowes UK Defined Strategy C GBP

Fund Composition



	(%)
Alternative Investment Strategies	79.09
UK Gilts	13.38
Money Market	7.53



	(%)
UK	100.00

Largest Holdings

Holdings	(%)
HM TREASURY UNITED KINGDOM DMO 8% GILT 2021	14.41
HM TREASURY UNITED KINGDOM DMO 1.5% GILT 22/01/21 GBP0.01	13.41
HM TREASURY UNITED KINGDOM DMO 0.5% GILT 22/07/22 GBP1	13.13
HM TREASURY UNITED KINGDOM DMO 3.75% GILT 07/09/21 GBP	6.48
HM TREASURY UNITED KINGDOM DMO 4% GILT 07/03/22 GBP0.01	5.32

Holdings	(%)
BBVA GLOBAL MARKETS BV ILN 03/07/28(FTSE 100 IDX)GBP1000	4.56
BARCLAYS BANK PLC ILN 07/05/27(FTSE 100 IDX) GBP1000	4.34
CANADIAN IMPERIAL BANK OF COMMERCE ILN 12/05/26(FTSE 100 IDX)GBP1000	4.01
BOAML 8Y 8.75% 100% STEP DOWN 01/06/2027	3.76
HM TREASURY UNITED KINGDOM DMO 3.75% GILT 7/9/20 GBP0.01	3.23

* Data supplied by fund managers regarding fixed interests funds may not specify yield type. As the provision of redemption yield is an FCA regulatory requirement Novia assumes these are used.

Important Information

Performance details and yields are as at 30/09/2020. Performance figures are inclusive of net reinvested income. Source: FE. This document is designed only for professional investors and experienced advisers. The value of investments and the income gained may fluctuate. Investors may not get back the full amount invested. Past performance is not a guide to the future.