

## HSBC Gbl Sus MA Blncd Pf C Acc

### Fund Information

**Sector**

IA Unclassified

**Manager's Name**

Justin Mark Turner

**Date Manager Appointed**

Oct 2018

**Launch Date**

Oct 2018

**Fund Size(£m)**

£171.29

**Yield\*** (See page2)

0.76 %

**XD Dates**

Apr 16, Oct 16

**Last Distribution**

16/04/20 (XD Date)

15/06/20 (Pay Date)

0.33(Distribution)

**OCF**

0.68 %

### Fund Aim

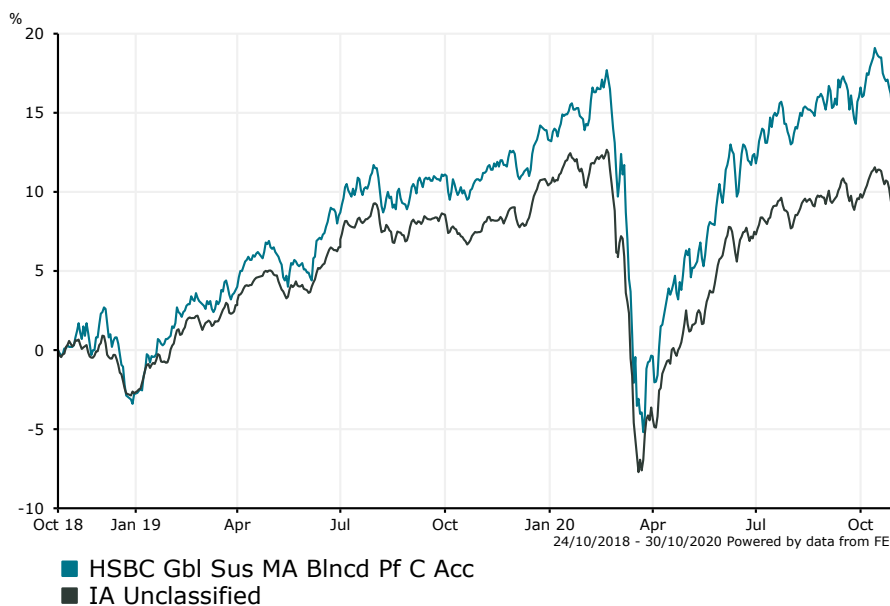
To provide capital growth through investment in assets that meet sustainable investment principles.

The Fund invests in a range of sustainable investment strategies which aim to consider financial

returns alongside environmental, social and governance factors.

**Sector:** IA Unclassified

### Performance


**Morningstar Analyst Rating**

N/A

**FE Crown Rating**

#### Discrete Performance - 12 months to 31/12/19

	2019	2018	2017	2016	2015
Fund	16.54	-	-	-	-
Stock Sector Average	13.50	-5.04	8.78	12.56	1.72

#### Cumulative Performance to 30/09/20

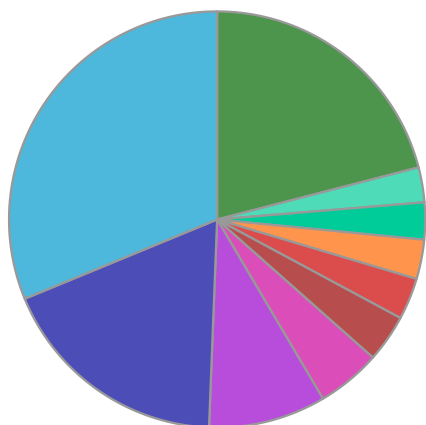
	1 Yr	2 Yrs	3 Yrs	4 Yrs	5 Yrs
Fund	4.50	-	-	-	-
Stock Sector Average	0.87	5.10	10.19	18.53	35.73

#### Performance Analysis - Annualised 3 years

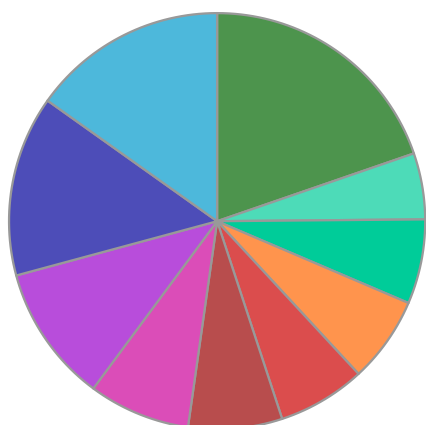
	Growth Rate %	Volatility	Alpha	Beta	Sharpe
Fund	-	-	-	-	-
Stock Sector Average	3.29	9.09	0.00	1.00	0.00

**HSBC Gbl Sus MA Blncd Pf C Acc**

**Fund Composition**



	(%)
US Equities	31.22
US Fixed Interest	18.16
International Equities	9.11
Alternative Assets	4.97
Japanese Equities	3.69
UK Equities	3.24
Japanese Fixed Interest	3.06
French Fixed Interest	2.87
German Fixed Interest	2.71
Others	20.97



	(%)
Government Bonds	15.16
Information Technology	14.04
Industrials	10.66
Industrials	7.90
Financials	7.30
Financials	6.83
Consumer Discretionary	6.68
Health Care	6.57
Communications	5.14
Others	19.72

**Largest Holdings**

Holdings	(%)
HSBC SUSTAINABLE GLOBAL EQUITY	16.59
HGIF LOWER CARBON EQUITY	13.41
HGIF CLIMATE CHANGE	10.22
HGIF LOWER CARBON BOND	9.10
HSBC US SUSTAINABLE EQUITY UCITS ETF	7.91

Holdings	(%)
UBS ETF BLOOMBERG BARCLAYS MSCI US LQ CP SU	6.54
ISHARES MSCI EM SRI ETF	5.14
HGIF GLOBAL REAL ESTATE	4.97
HSBC EUROPE SUSTAINABLE EQUITY UCITS ETF	3.64
X II ESG EUR CORPORATE BOND ETF	3.16

\* Data supplied by fund managers regarding fixed interests funds may not specify yield type. As the provision of redemption yield is an FCA regulatory requirement Novia assumes these are used.

**Important Information**

Performance details and yields are as at 30/09/2020. Performance figures are inclusive of net reinvested income. Source: FE. This document is designed only for professional investors and experienced advisers. The value of investments and the income gained may fluctuate. Investors may not get back the full amount invested. Past performance is not a guide to the future.